


# SHAPING

# SHAPER CUTTERS



# Shaper Cutters



STRAIGHT



PROFILING



Jointing



Door Making

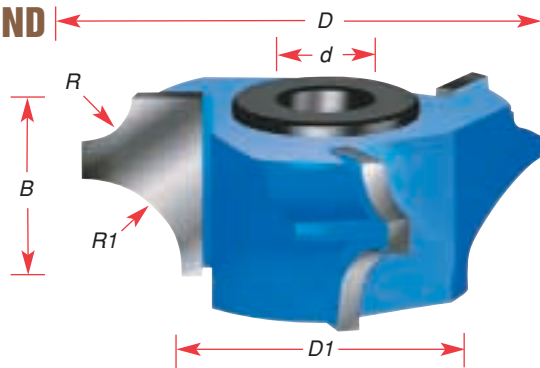
## CARBIDE-TIPPED SHAPER CUTTERS

Over 100 different cutters for all your shaping needs. Extra-thick carbide tips offer many resharpenings and longer tool life. RPM rating: 12,000 and under.

Cutters are furnished with either 1/2", 3/4" or 1-1/4" bore. Cutters with 3/4" bore include 2 reduction bushings (1/2" x 3/4") which will reduce the bore to 1/2". Cutters with 1-1/4" bore include 2 reduction bushings (1" x 1-1/4") which will reduce the bore to 1".

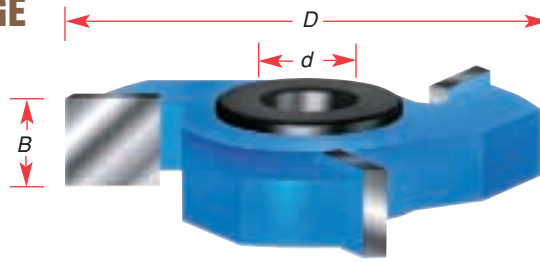


## CORNER ROUND CUTTER



	ØD	ØD1	B	Tool No.	R	R1	Ød	Rub Collar
	2-5/8	1-5/8	15/16	905	1/4	1/2	1/2 & 3/4	C-005** C011**
New	3-5/32	2-5/32	15/16	SC680	1/4	1/2	1 & 1-1/4	C051***

## STRAIGHT EDGE CUTTER



	ØD	B	Tool No.	Ød
New	1-7/8	1/4	SC672	1/2 & 3/4
	2	1/4	SC612	1/2
New	2-1/2	1/4	SC674	1 & 1-1/4
	2-5/8	1/4	* 918	1/2 & 3/4
New	2-3/4	1/4	SC671	1/2 & 3/4
New	2-7/8	1/4	SC611	1/2 & 3/4
New	2-7/8	1/4	SC613	1 & 1-1/4
	3-1/8	1/4	** 917	1/2 & 3/4
New	3-3/8	1/4	SC673	1 & 1-1/4
New	3-9/16	1/4	SC615	1 & 1-1/4
	2-5/8	3/8	* 953	1/2 & 3/4
	2	1/2	SC614	1/2
	2-1/2	1/2	948	1/2 & 3/4
	2-5/8	1/2	954	1/2 & 3/4
	2-5/8	3/4	912	1/2 & 3/4
	2	1	SC610	1/2
	2-5/8	1	955	1/2 & 3/4
	2-5/8	1-1/2	956	1/2 & 3/4
	2-5/8	2	SC632	1/2 & 3/4

**NOTE:** For heavy duty larger diameter straight edge shaper cutters see page 232.

For rub collars & bushings See pages 280 - 282.

\*Due to size, furnished with only one 1/2" x 3/4" bushing.  
\*\*Cabinet set replacement cutter, no bushing is furnished.

\*Rub collar for 1/2" arbor only! \*\*Rub collar for 3/4" arbor only! \*\*\*Rub collar for 1-1/4" arbor only!

Wood profiles shown at actual size. 3D renderings & tool illustrations not shown at actual size. For additional 1:1 profiles and a complete replacement part listing visit [www.amanatool.com](http://www.amanatool.com)



SHAPER CUTTERS



Straight



PROFILING



Jointing



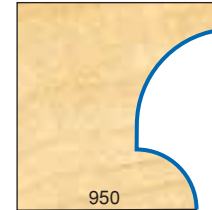
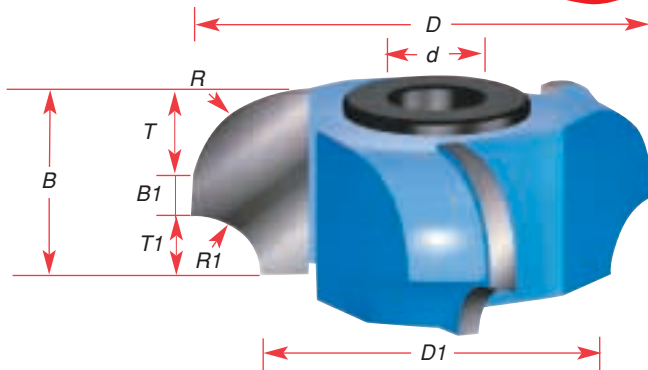
Door Making

# Shaper Cutters



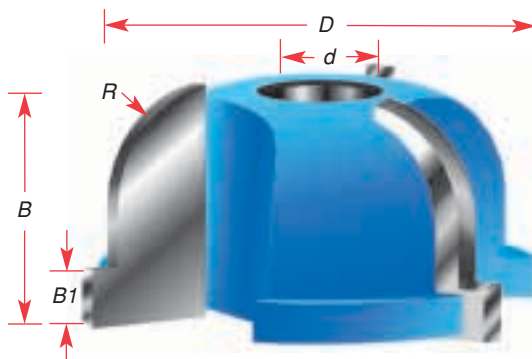
## COVE & CORNER ROUND CUTTER

**New**  
SIZES



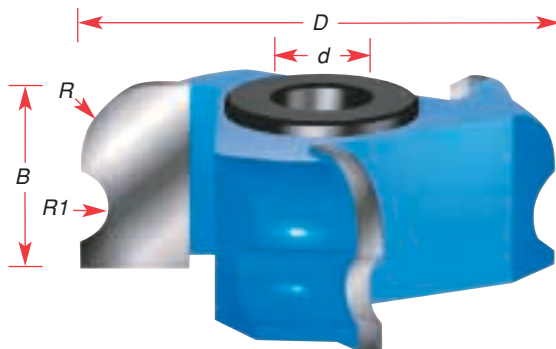
ØD	ØD1	B	B1	T	T1	Tool No.	R	R1	Ød	Rub Collar
2-5/8	2	15/16	1/8	1/2	5/16	950	1/2	5/16	1/2 & 3/4	C-005**
2-3/4	1-3/4	1-3/8	3/8	1/2	1/2	SC410	1/2	1/2	1/2 & 3/4	C-006**
3	1-3/4	1-9/16	5/16	5/8	5/8	SC412	5/8	5/8	1/2 & 3/4	C-006**
3-1/4	1-3/4	1-7/8	3/8	3/4	3/4	SC414	3/4	3/4	1/2 & 3/4	C-006**
3-3/4	1-3/4	2-1/4	1/4	1	1	SC416	1	1	1/2 & 3/4	C-006**

## FLUTE & COVE CUTTER



ØD	B	B1	Tool No.	R	Ød	Rub Collar
2	1	1/4	SC600	1/2	1/2	C-001*

## 5/16" COVE & 3/8" BEAD CUTTER



ØD	B	R	Tool No.	R1	Ød	Rub Collar
2-5/8	1	3/8	951	5/16	1/2 & 3/4	C-010**

Replacement 'T' bushing(s) #BU-550.

For rub collars & bushings  
See pages 280 - 282.

\*Rub collar for 1/2" arbor only! \*\*Rub collar for 3/4" arbor only! \*\*\*Rub collar for 1-1/4" arbor only!  
Wood profiles shown at actual size. 3D renderings & tool illustrations not shown at actual size.  
For additional 1:1 profiles and a complete replacement part listing visit [www.amanatool.com](http://www.amanatool.com)



# Shaper Cutters



Straight



PROFILING

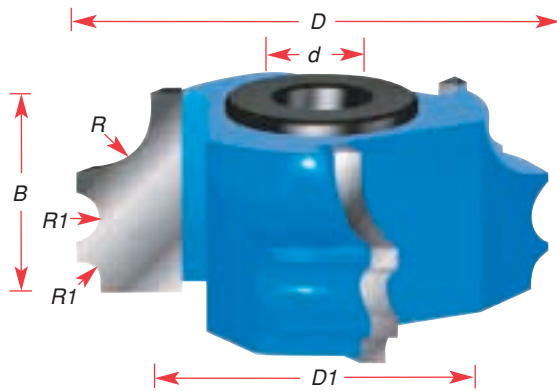


Jointing




Door Making

## 1/8" - 3/8" CORNER ROUND & 1/4" BEAD CUTTER



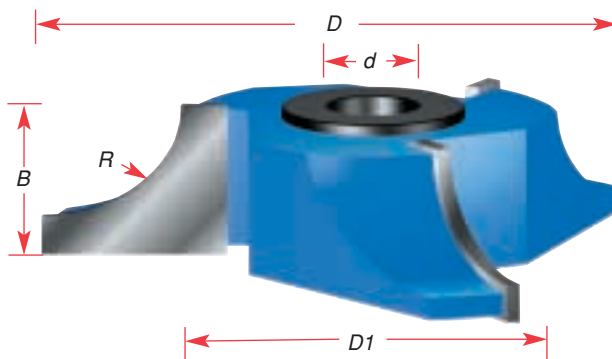
ØD	ØD1	B	Tool No.	R	R1	Ød	Rub Collar
2	1-1/4	1	SC602	3/8	1/8	1/2	C-002*
2-5/8	1-7/8	15/16	952	3/8	1/8	1/2 & 3/4	C-008**

## DROP LEAF COVE CUTTER



ØD	B	R	Tool No.	Ød	Rub Collar
2-5/8	1	3/8	SC634	1/2 & 3/4	C-008**

## 3/4" RADIUS CORNER ROUND CUTTER



Description	ØD	ØD1	Tool No.	B	R	Ød	Rub Collar
Corner Round	3-5/8	2-1/8	959	1	3/4	1/2 & 3/4	C-011**
Drop Leaf-Bead	2-5/8	1-5/8	SC636	1	1/2	1/2 & 3/4	C-005**

Replacement 'T' bushing(s) #BU-550.

\*Rub collar for 1/2" arbor only! \*\*Rub collar for 3/4" arbor only! \*\*\*Rub collar for 1-1/4" arbor only!

For rub collars & bushings  
See pages 280 - 282.



Straight



PROFILING



Jointing

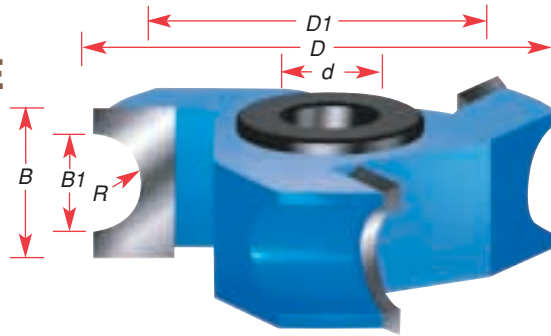


Door Making

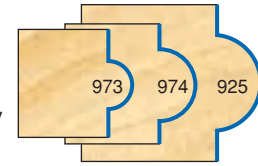
# Shaper Cutters



## BULL NOSE CUTTER



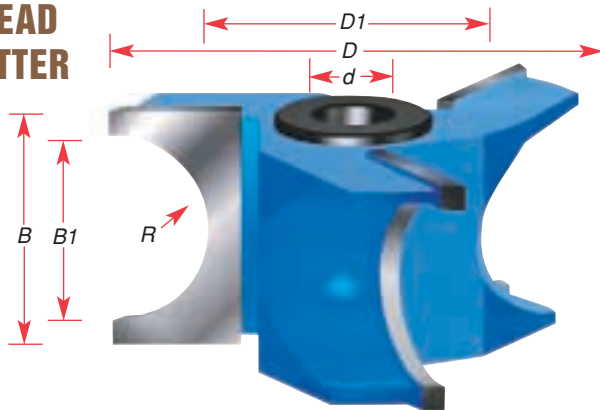
**NOTE:** For heavy duty larger diameter bull nose shaper cutters see page 233.



Description	ØD	ØD1	B	Tool No.	B1	R	Ød	Rub Collar
1/4 Bead	2-5/8	2-3/8	9/16	*973	1/4	1/8	1/2 & 3/4	C-015**
3/8 Bead	2-5/8	2-1/4	5/8	974	3/8	3/16	1/2 & 3/4	C-025**
1/2 Bead	2-5/8	2-1/8	13/16	925	1/2	1/4	1/2 & 3/4	C-011**
New 5/8 Bead	2-5/8	2	15/16	923	5/8	5/16	1/2 & 3/4	C-010**
3/4 Bead	2-5/8	1-7/8	1-1/16	927	3/4	3/8	1/2 & 3/4	C-008**
1 Bead	2-5/8	1-5/8	1-1/2	929	1	1/2	1/2 & 3/4	C-005**
New 1-1/4 Bead	3-9/16	2-5/16	1-5/8	SC570	1-1/4	5/8	1 & 1-1/4	C-040***
New 1-1/2 Bead	3-13/16	2-5/16	2	SC572	1-1/2	3/4	1 & 1-1/4	C-040***
New 2 Bead	4-5/16	2-5/16	2-1/2	SC574	2	1	1 & 1-1/4	C-040***


\*Due to size, furnished with only one 1/2" x 3/4" bushing.

## STAIR TREAD NOSE CUTTER

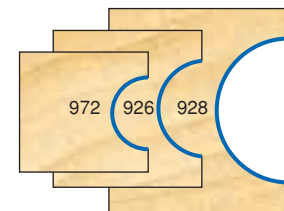


ØD	ØD1	B	Tool No.	B1	R	Ød	Rub Collar
3-3/8	1-7/8	1-1/2	932	1-1/8	9/16	1/2 & 3/4	C-008**

## FLUTE (CONVEX) CUTTER



**NOTE:** For heavy duty larger diameter flute (convex) shaper cutters see page 232.



Description	ØD	B	Tool No.	R	Ød	Rub Collar
1/4 Flute	2-5/8	1/4	*971	1/8	1/2 & 3/4	C-015**
3/8 Flute	2-5/8	3/8	*972	3/16	1/2 & 3/4	C-025**
1/2 Flute	2-5/8	1/2	926	1/4	1/2 & 3/4	C-011**
3/4 Flute	2-5/8	3/4	928	3/8	1/2 & 3/4	C-008**
1 Flute	2-5/8	1	930	1/2	1/2 & 3/4	C-005**
New 1-1/4 Flute	3-1/4	1-1/4	SC532	5/8	1 & 1-1/4	C-050***
New 1-1/2 Flute	3-1/2	1-1/2	SC534	3/4	1 & 1-1/4	C-050***
New 2 Flute	4	2	SC536	1	1 & 1-1/4	C-050***

\*Due to size, furnished with only one 1/2" x 3/4" bushing.

\*Rub collar for 1/2" arbor only! \*\*Rub collar for 3/4" arbor only! \*\*\*Rub collar for 1-1/4" arbor only!

Wood profiles shown at actual size. 3D renderings & tool illustrations not shown at actual size. For additional 1:1 profiles and a complete replacement part listing visit [www.amanatool.com](http://www.amanatool.com)



Amana Tool®



Richelieu

For rub collars & bushings See pages 280 - 282.



Straight



PROFILING

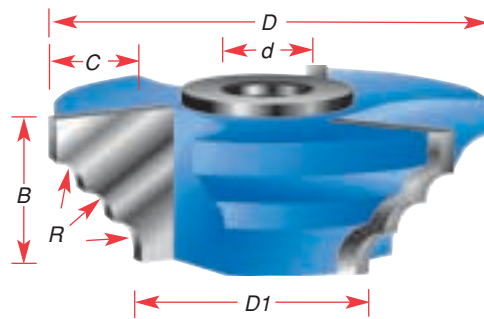


JOINTING



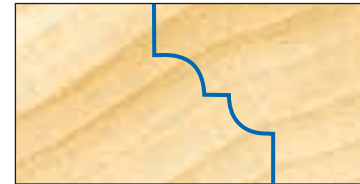
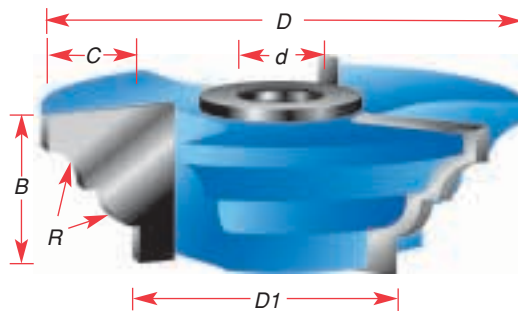
Door Making

## CORNER TRIPLE BEAD CUTTER



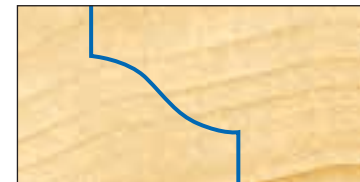
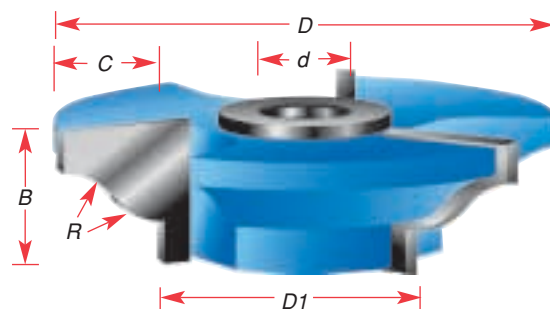
ØD	ØD1	B	Tool No.	C	R	Ød	Rub Collar
2-5/8	1-1/2	7/8	SC624	9/16	3/16	1/2 & 3/4	C-043**

## MATCHED / REVERSIBLE DETAIL BEAD & COVE CUTTER



ØD	ØD1	B	Tool No.	C	R	Ød	Rub Collar
3	1-3/4	15/16	SC646	5/8	1/4	1/2 & 3/4	C-006**

## MATCHED / REVERSIBLE CORNER BEAD CUTTER



ØD	ØD1	B	Tool No.	C	R	Ød	Rub Collar
3-3/8	1-7/8	15/16	SC648	3/4	1/2	1/2 & 3/4	C-008**

For rub collars & bushings  
See pages 280 - 282.

\*Rub collar for 1/2" arbor only! \*\*Rub collar for 3/4" arbor only! \*\*\*Rub collar for 1-1/4" arbor only!  
Wood profiles shown at actual size. 3D renderings & tool illustrations not shown at actual size.  
For additional 1:1 profiles and a complete replacement part listing visit [www.amanatool.com](http://www.amanatool.com)



Straight



PROFILING



JOINTING

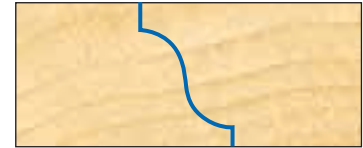



Door Making

# Shaper Cutters

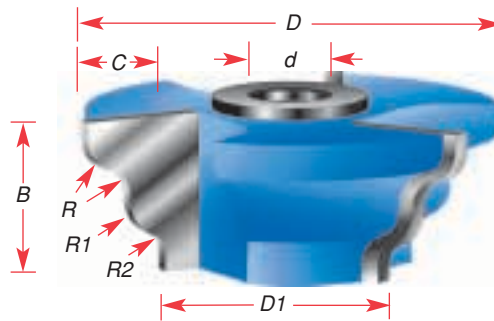


## MATCHED / REVERSIBLE OGEE CUTTER



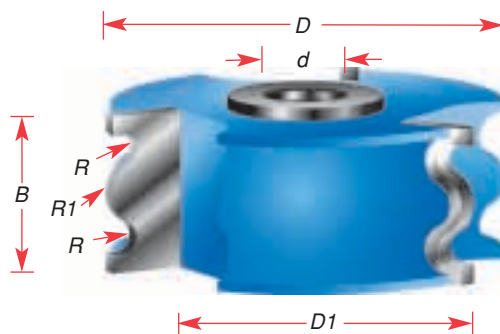
	ØD	B	B1	Tool No.	R	Ød	Rub Collar
	2-5/8	3/4	1/2	906	1/4	1/2 & 3/4	C-005**
<i>New</i>	3-1/8	3/4	1/2	SC682	1/4	1 & 1-1/4	C-051***

## WAVE EDGE CUTTER



	ØD	ØD1	B	C	Tool No.	R	R1	R2	Ød	Rub Collar
	2-3/4	1-5/8	1	9/16	SC626	3/16	1/4	1/8	1/2 & 3/4	C-005**

## ROUNDED FLUTE CUTTER



	ØD	ØD1	B	Tool No.	R	R1	Ød	Rub Collar
	2-5/8	2-5/16	1	SC628	3/32	7/32	1/2 & 3/4	C-013**

For rub collars & bushings  
See pages 280 - 282.

\*Rub collar for 1/2" arbor only! \*\*Rub collar for 3/4" arbor only! \*\*\*Rub collar for 1-1/4" arbor only!  
Wood profiles shown at actual size. 3D renderings & tool illustrations not shown at actual size.  
For additional 1:1 profiles and a complete replacement part listing visit [www.amanatool.com](http://www.amanatool.com)



# Shaper Cutters



Straight



PROFILING


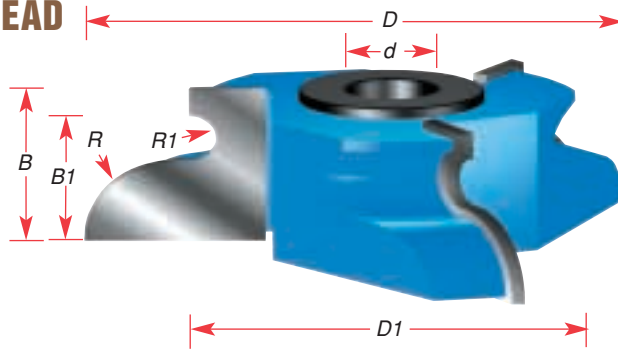


Jointing



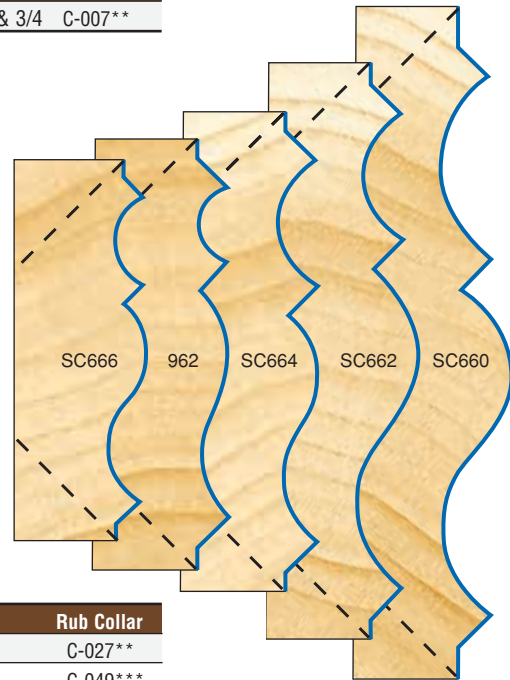
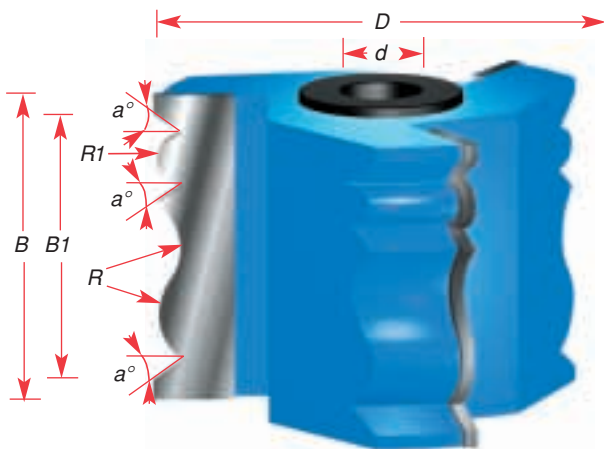
Door Making

## OGEE & BEAD CUTTER



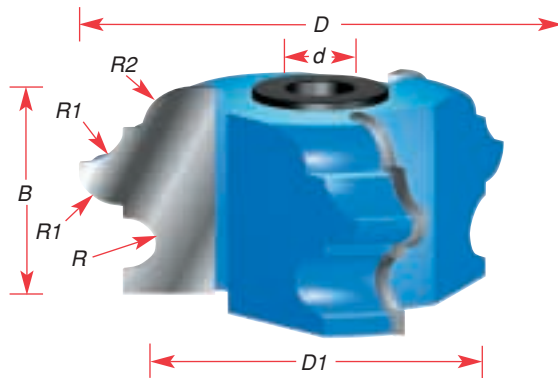
Description	ØD	ØD1	B	Tool No.	B1	R	R1	Ød	Rub Collar
Ogee & Bead Table Edge	3-1/4	2-1/8	1	958	3/4	1/8	1/2	1/2 & 3/4	C-007**

## CROWN MOLDING CUTTER



ØD	B	B1	a°	R	Tool No.	R1	Ød	Rub Collar
2-3/4	2-1/4	2	45°	1/2	962	3/16	1/2 & 3/4	C-027**
3-1/2	2	1-3/4	45°	11/32	SC666	1/4	1	C-049***
3-1/2	2-1/2	2-1/4	45°	13/32	SC664	11/32	1 & 1-1/4	C-048***
3-1/2	3	2-3/4	45°	17/32	SC662	11/32	1 & 1-1/4	C-047***
3-1/2	3-1/2	3-1/4	45°	9/16	SC660	1/2	1 & 1-1/4	C-046***

## MULTI-FORM CUTTER



ØD	ØD1	B	R	Tool No.	R1	R2	Ød	Rub Collar
3-1/2	2-7/8	1-7/8	1/4	965	5/16	3/8	1/2 & 3/4	C-007**

For rub collars & bushings  
See pages 280 - 282.

\*Rub collar for 1/2" arbor only! \*\*Rub collar for 3/4" arbor only! \*\*\*Rub collar for 1-1/4" arbor only!  
Wood profiles shown at actual size. 3D renderings & tool illustrations not shown at actual size.  
For additional 1:1 profiles and a complete replacement part listing visit [www.amanatool.com](http://www.amanatool.com)

SHAPER CUTTERS







Straight



PROFILING



Jointing

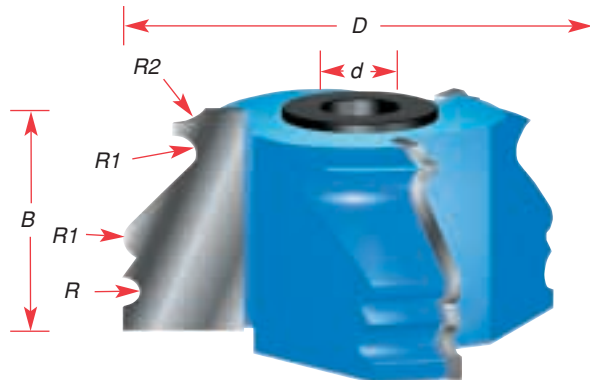


Door Making

# Shaper Cutters


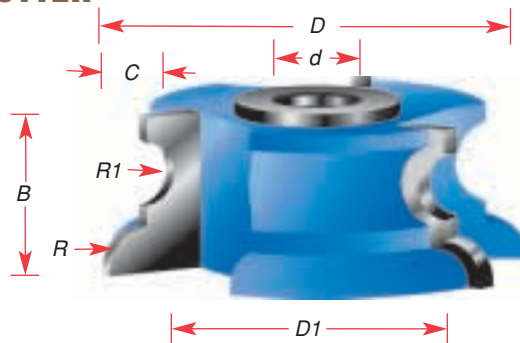


## MOLDING CUTTER



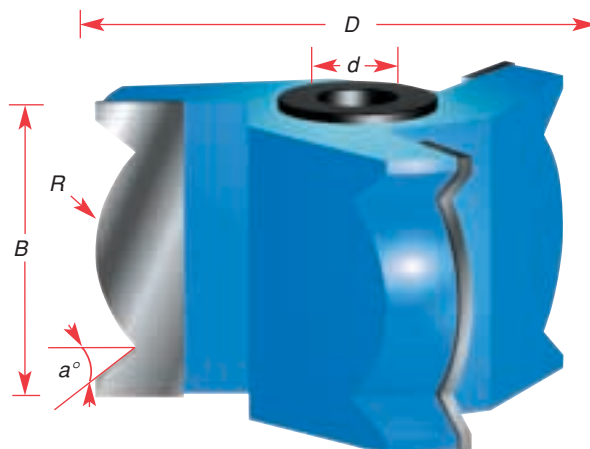
ØD	B	R	Tool No.	R1	R2	Ød	Rub Collar
3	1-3/4	1/8	966	5/32	1/4	1/2 & 3/4	C-010**

## MOLDING CUTTER



ØD	ØD1	B	C	Tool No.	R	R1	Ød	Rub Collar
2-5/8	1-3/4	15/16	7/16	SC630	1/4	3/16	1/2 & 3/4	C-006**

## CROWN MOLDING CUTTER



ØD	B	a°	Tool No.	R	Ød	Rub Collar
3-1/4	2-1/4	45°	967	1-1/4	1/2 & 3/4	C-030**

Replacement 'T' bushing(s) #BU-550.

\*Rub collar for 1/2" arbor only! \*\*Rub collar for 3/4" arbor only! \*\*\*Rub collar for 1-1/4" arbor only!

Wood profiles shown at actual size. 3D renderings & tool illustrations not shown at actual size. For additional 1:1 profiles and a complete replacement part listing visit [www.amanatool.com](http://www.amanatool.com)

For rub collars & bushings  
See pages 280 - 282.

# Shaper Cutters



Straight



PROFILING



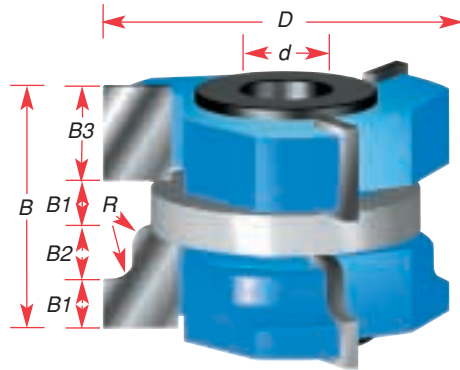
JOINTING



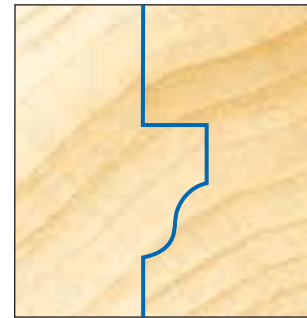
Door Making

## WINDOW SASH CUTTER

WITH BALL BEARING  
RUB COLLAR



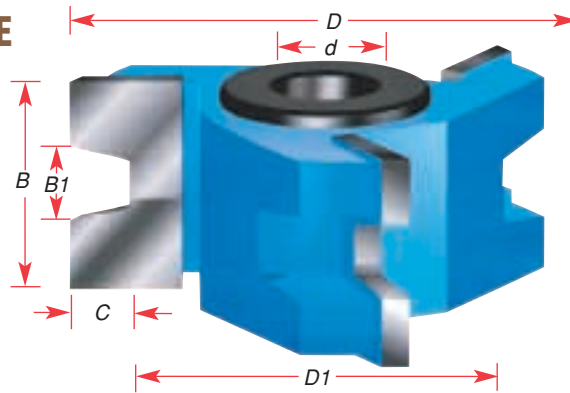
For this profile use bottom cutter and rub collar only.



ØD	B	B1	Tool No.	B2	B3	R	Ød	Rub Collar
2	1-5/8	5/16	939	3/8	5/8	1/4	1/2 & 3/4	C-043**

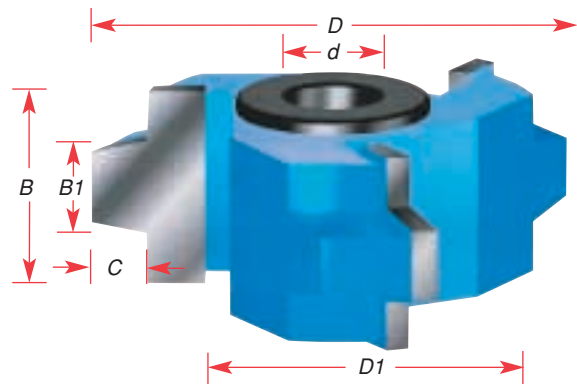
## JOINERY CUTTERS

WEDGE TONGUE  
& GROOVE



SC606

ØD	ØD1	B	Tool No.	B1	C	Ød	Rub Collar
2	1-3/8	1	SC606	1/4	5/16	1/2	C-002*
2-5/8	2	15/16	903	11/32	-	1/2 & 3/4	C-010**



SC604

ØD	ØD1	B	Tool No.	B1	C	Ød	Rub Collar
2	1-3/8	1	SC604	1/4	5/16	1/2	C-002*
2-5/8	2	15/16	904	11/32	-	1/2 & 3/4	C-010**

Replacement 'T' bushing(s) #BU-550.

For rub collars & bushings  
See pages 280 - 282.

\*Rub collar for 1/2" arbor only! \*\*Rub collar for 3/4" arbor only! \*\*\*Rub collar for 1-1/4" arbor only!

Wood profiles shown at actual size. 3D renderings & tool illustrations not shown at actual size.  
For additional 1:1 profiles and a complete replacement part listing visit [www.amanatool.com](http://www.amanatool.com)



Straight



PROFILING



JOINTING

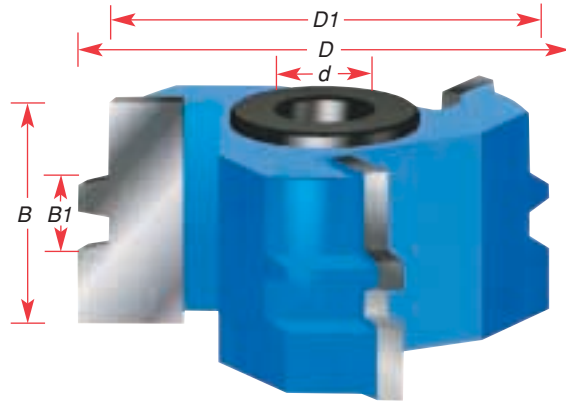


Door Making

# Shaper Cutters



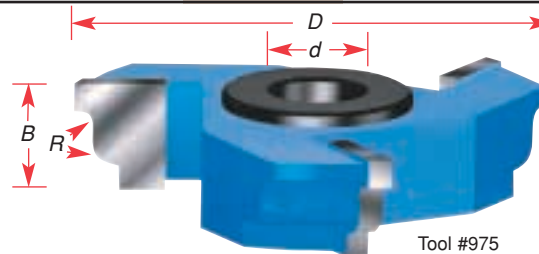
## GLUE JOINT



SC616

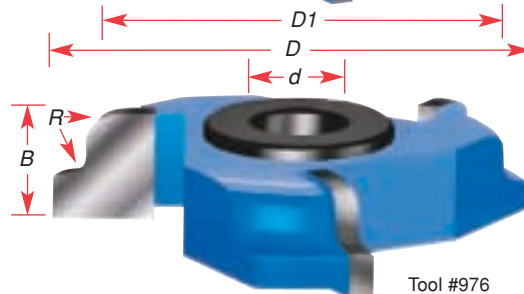
ØD	ØD1	B	Tool No.	B1	Ød	Rub Collar
2-5/8	2-5/16	3/4	SC616	-	1/2 & 3/4	C-014**
2-5/8	2-1/4	1-3/16	911	3/8	1/2 & 3/4	C-026**
2-13/16	2-1/2	1-3/16	SC617	3/8	1 & 1-1/4	C-017**

## SASH



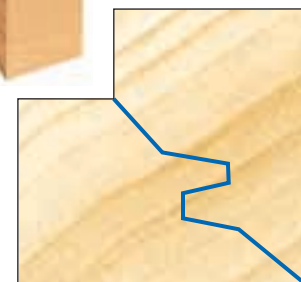

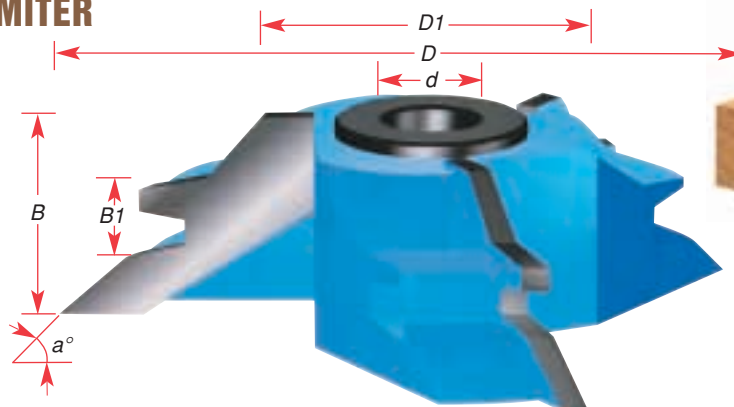
975

976



Description	ØD	ØD1	B	Tool No.	R	Ød	Rub Collar
Female Sash	2-5/8	2-1/8	5/8	975	1/8	1/2 & 3/4	C-024**
Male Sash	2-5/8	2-1/8	5/8	976	1/8	1/2 & 3/4	C-024**

## LOCK MITER



ØD	ØD1	B	Tool No.	B1	a°	Ød	Rub Collar
3-3/4	2	1	998	3/8	45°	1/2 & 3/4	C-006**
4-17/32	2-31/64	1	SC619	3/8	45°	1 & 1-1/4	C-017***

For rub collars & bushings See pages 280 - 282.

Replacement 'T' bushing(s) #BU-550.

\*Rub collar for 1/2" arbor only! \*\*Rub collar for 3/4" arbor only! \*\*\*Rub collar for 1-1/4" arbor only!

Wood profiles shown at actual size. 3D renderings & tool illustrations not shown at actual size. For additional 1:1 profiles and a complete replacement part listing visit [www.amanatool.com](http://www.amanatool.com)



Amana Tool®



Richelleu

225

SHAPER CUTTERS

# Shaper Cutters



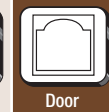
Straight



PROFILING

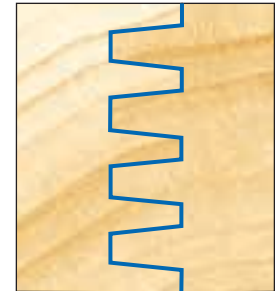

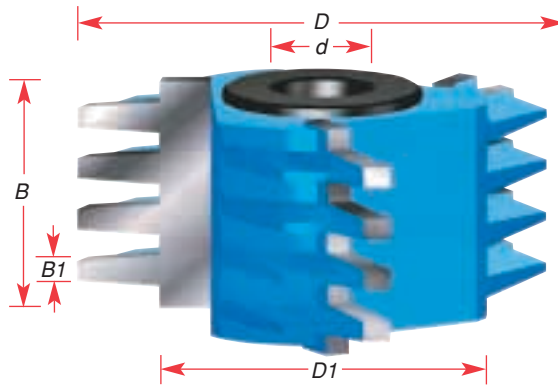


JOINTING



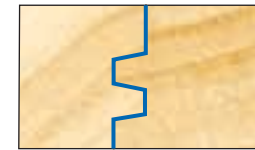
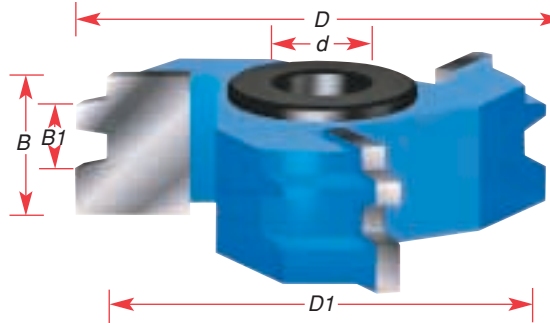
Door Making

## FINGER JOINT



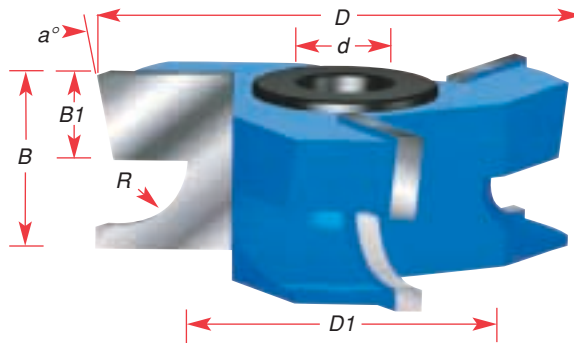
Description	ØD	ØD1	B	Tool No.	B1	L	Ød	Rub Collar
Finger Joint	2-7/8	2-1/8	1-1/2	999	13/64	3/8	1/2 & 3/4	C-011**

## REVERSIBLE GLUE JOINT





Description	ØD	ØD1	B	Tool No.	B1	Ød	Rub Collar
Reversible Glue Joint	2-5/8	2-3/8	3/4	933	11/32	1/2 & 3/4	C-014**

## DOOR LIP



Description	ØD	ØD1	B	Tool No.	B1	R	a°	Ød	Rub Collar
Corner Round & Rabbet (counter-clockwise, rabbet up)	2-5/8	1-3/4	1-3/16	900	5/8	3/8	10°	1/2 & 3/4	C-006**

## DOOR LIP



Description	ØD	ØD1	B	Tool No.	B1	R	a°	Ød	Rub Collar
Corner Round & Taper Rabbet (counter-clockwise, rabbet down)	2-5/8	1-3/4	1-1/4	901	11/16	3/8	10°	1/2 & 3/4	C-006**

For rub collars & bushings  
See pages 280 - 282.

Replacement 'T' bushing(s) #BU-550.

\*Rub collar for 1/2" arbor only! \*\*Rub collar for 3/4" arbor only! \*\*\*Rub collar for 1-1/4" arbor only!  
Wood profiles shown at actual size. 3D renderings & tool illustrations not shown at actual size.  
For additional 1:1 profiles and a complete replacement part listing visit [www.amanatool.com](http://www.amanatool.com)



Straight



PROFILING



Jointing

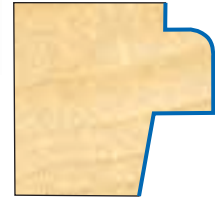



Door Making

# Shaper Cutters

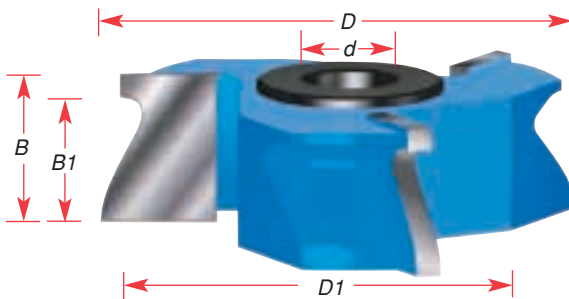


## DOOR LIP



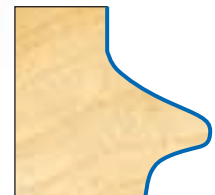
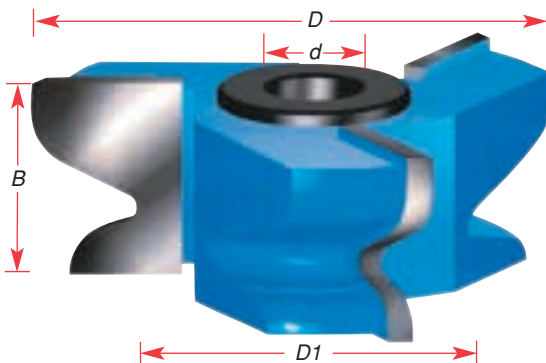
Description	ØD	ØD1	B	Tool No.	B1	R	a°	Ød	Rub Collar
Corner Round & Taper Rabbet (counter-clockwise, rabbet down)	2-5/8	2	1	991	7/16	1/8	10°	1/2 & 3/4	C-006**

## DOOR LIP



Description	ØD	ØD1	Tool No.	B	B1	Ød	Rub Collar
Corner Round & Ogee	2-5/8	2-1/4	992	1	13/16	1/2 & 3/4	C-023**

## DOOR LIP



Description	ØD	ØD1	Tool No.	B	Ød	Rub Collar
Ogee & Cove	2-5/8	1-1/2	993	1	1/2 & 3/4	47806**

For rub collars & bushings See pages 280 - 282.

\*Rub collar for 1/2" arbor only! \*\*Rub collar for 3/4" arbor only! \*\*\*Rub collar for 1-1/4" arbor only!  
Wood profiles shown at actual size. 3D renderings & tool illustrations not shown at actual size.  
For additional 1:1 profiles and a complete replacement part listing visit [www.amanatool.com](http://www.amanatool.com)

# Shaper Cutters



Straight



PROFILING




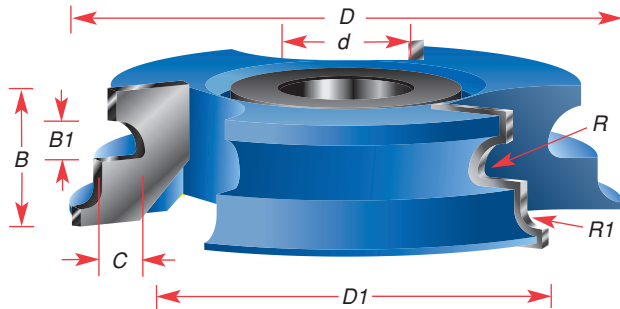
Jointing



Door Making

## DOOR LIP


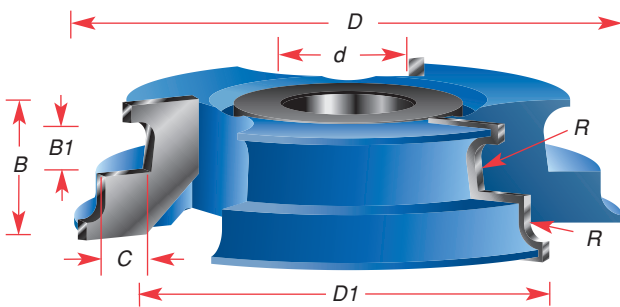
**New**



Description	ØD	ØD1	B	B1	Tool No.	C	R	R1	Ød	Rub Collar
Ogee & Cove	4-5/16	3-1/8	1-1/32	9/32	SC462	3/8	1/4	1/8	1 & 1-1/4	C-049***

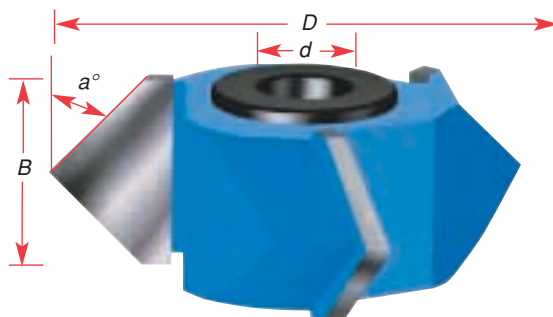
## DOOR LIP

**New**



Description	ØD	ØD1	B	B1	Tool No.	C	R	Ød	Rub Collar
Ogee & Cove	4-5/16	3-1/8	1-1/32	3/8	SC464	13/32	1/8	1 & 1-1/4	C-048***

## 90° 'V' GROOVE



Description	ØD	B	Tool No.	a°	Ød	Rub Collar
90° 'V' Groove	2-5/8	15/16	957	45°	1/2 & 3/4	47810**

Replacement 'T' bushing(s) #BU-550.

For rub collars & bushings  
See pages 280 - 282.

\*Rub collar for 1/2" arbor only! \*\*Rub collar for 3/4" arbor only! \*\*\*Rub collar for 1-1/4" arbor only!  
Wood profiles shown at actual size. 3D renderings & tool illustrations not shown at actual size.  
For additional 1:1 profiles and a complete replacement part listing visit [www.amanatool.com](http://www.amanatool.com)



Straight



PROFILING



Jointing


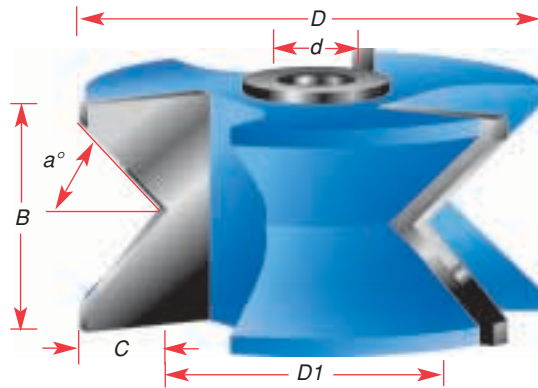


Door Making

# Shaper Cutters

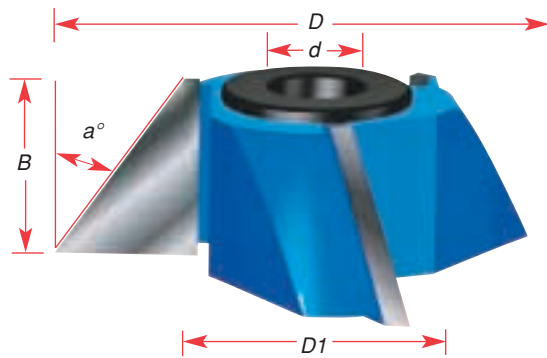


## BEVEL



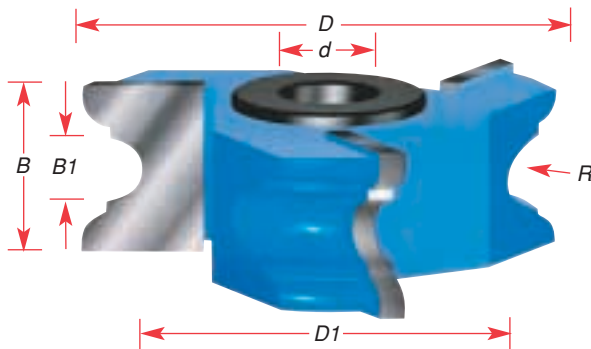
Description	ØD	ØD1	B	Tool No.	a°	C	Ød	Rub Collar
90° Double Bevel	2-5/8	1-11/16	1-3/16	SC638	45°	1/2	1/2 & 3/4	C-005**

## BEVEL



Description	ØD	ØD1	B	Tool No.	a°	Ød	Rub Collar
30° Bevel	2-5/8	1-3/8	1	977	30°	1/2 & 3/4	C-044**
45° Bevel	3-1/2	1-1/2	1	SC618	45°	1/2 & 3/4	C-011**

## CLASSICAL



ØD	ØD1	B	Tool No.	B1	R	Ød	Rub Collar
2-5/8	2	1	964	3/8	3/16	1/2 & 3/4	C-004**

For rub collars & bushings  
See pages 280 - 282.

\*Rub collar for 1/2" arbor only! \*\*Rub collar for 3/4" arbor only! \*\*\*Rub collar for 1-1/4" arbor only!  
Wood profiles shown at actual size. 3D renderings & tool illustrations not shown at actual size.  
For additional 1:1 profiles and a complete replacement part listing visit [www.amanatool.com](http://www.amanatool.com)



Amana Tool®



# Shaper Cutters



Straight



PROFILING


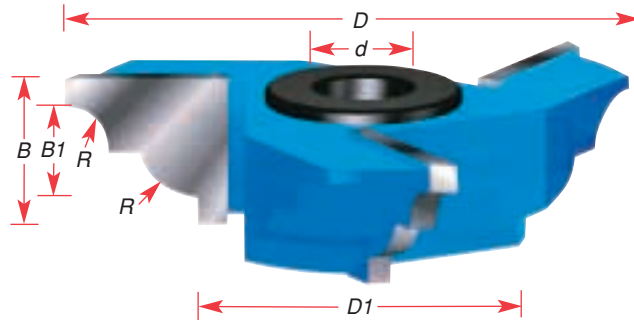


JOINTING



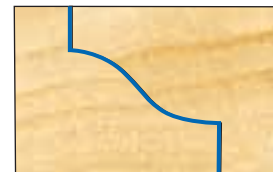
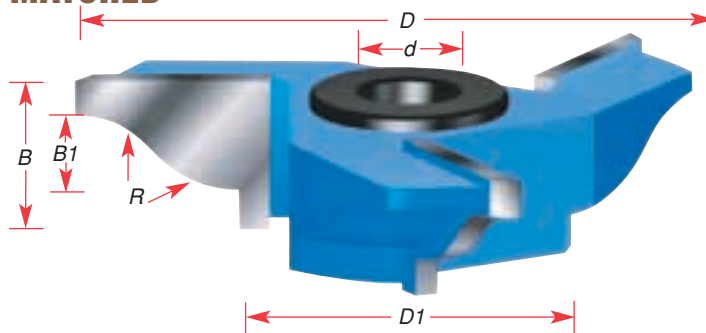
Door Making

## REVERSIBLE / MATCHED COVE & BEAD




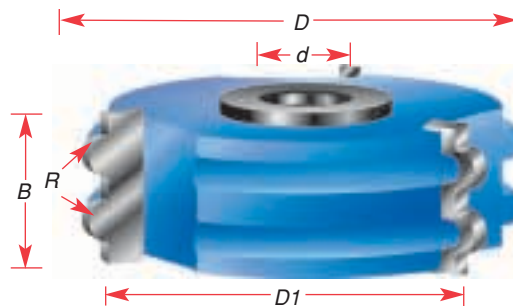
ØD	ØD1	B	B1	Tool No.	R	Ød	Rub Collar
3	1-3/4	3/4	1/2	968	15/64	1/2 & 3/4	C-006**

## REVERSIBLE / MATCHED OGEE



ØD	ØD1	B	B1	Tool No.	R	Ød	Rub Collar
3-1/4	1-3/4	7/8	3/8	969	1/2	1/2 & 3/4	C-006**

## DOUBLE FLUTE COVE



ØD	ØD1	B	Tool No.	R	Ød	Rub Collar
2-5/8	2-3/8	7/8	SC620	1/8	1/2 & 3/4	C-015**

Replacement 'T' bushing(s) #BU-550.

For rub collars & bushings  
See pages 280 - 282.





Straight



PROFILING



Jointing

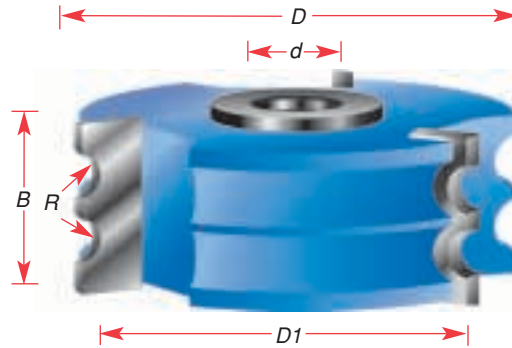


Door Making

# Shaper Cutters



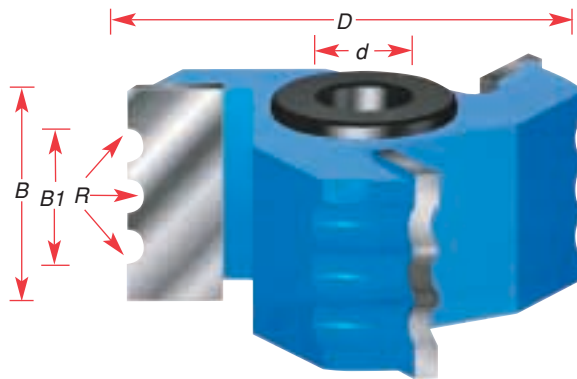
## DOUBLE FLUTE BEAD



ØD	ØD1	B	Tool No.	R	Ød	Rub Collar
2-5/8	2-3/8	1	SC622	1/8	1/2 & 3/4	C-015**



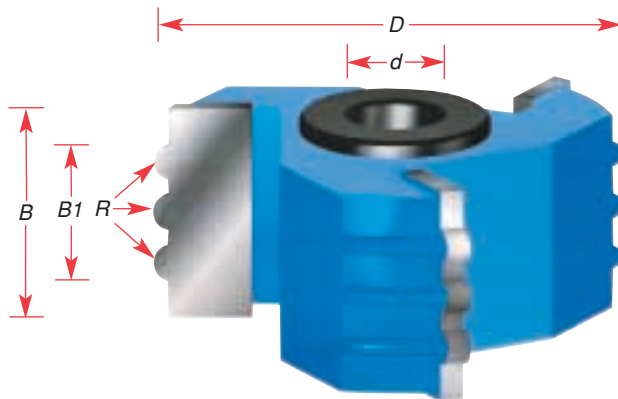
## 3 WING TRIPLE BEAD CUTTER



ØD	B	B1	Tool No.	R	Ød	Rub Collar
2-5/8	1	5/8	960	5/64	1/2 & 3/4	C-015**, C-028**



## TRIPLE FLUTING CUTTER



ØD	B	B1	Tool No.	R	Ød	Rub Collar
2-5/8	1	5/8	961	5/64	1/2 & 3/4	C-015**, C-028**



SHAPER CUTTERS

For rub collars & bushings  
See pages 280 - 282.

Replacement 'T' bushing(s) #BU-550.

\*Rub collar for 1/2" arbor only! \*\*Rub collar for 3/4" arbor only! \*\*\*Rub collar for 1-1/4" arbor only!  
Wood profiles shown at actual size. 3D renderings & tool illustrations not shown at actual size.  
For additional 1:1 profiles and a complete replacement part listing visit [www.amanatool.com](http://www.amanatool.com)




# Shaper Cutters



## HEAVY-DUTY CARBIDE-TIPPED SHAPER CUTTERS

### 3 WING

#### STRAIGHT EDGE




ØD	B	Tool No.	Ød
4	1/4	A-27-100	1-1/4
4	3/8	A-27-102	1-1/4
4	1/2	A-27-104	1-1/4
4	3/4	A-27-106	1-1/4
4	1	A-27-108	1-1/4
4	1-1/4	A-27-110	1-1/4
4	1-1/2	A-27-112	1-1/4
4	1-3/4	A-27-114	1-1/4
4	2	A-27-116	1-1/4

**NOTE:**  
For additional sizes  
please see page 216

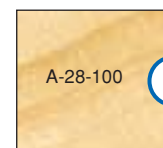
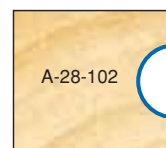
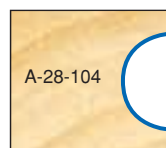
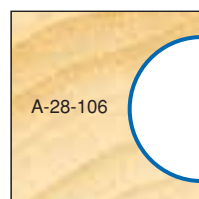
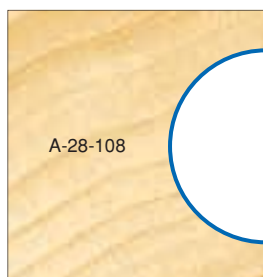
SHAPER CUTTERS

#### HEAVY DUTY FLUTE (CONVEX)



ØD	R	Tool No.	B	Ød	Rub Collar
4	1/8	A-28-100	1/4	1-1/4	C-038
4	3/16	A-28-102	3/8	1-1/4	C-037
4	1/4	A-28-104	1/2	1-1/4	C-035
4	3/8	A-28-106	3/4	1-1/4	C-033
4	1/2	A-28-108	1	1-1/4	C-032

**NOTE:**  
For additional sizes  
please see page 219



For rub collars & bushings  
See pages 280 - 282.



Straight



PROFILING



Jointing

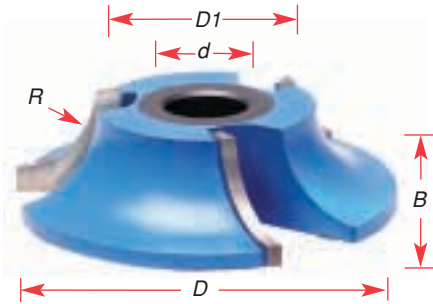


Door Making

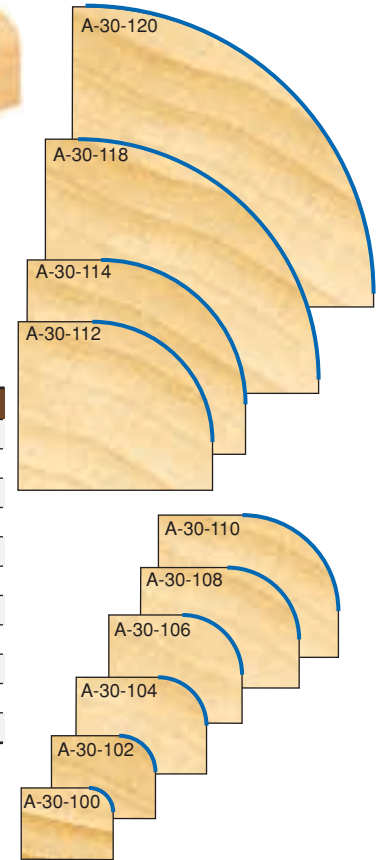
# Shaper Cutters



## CORNER ROUND

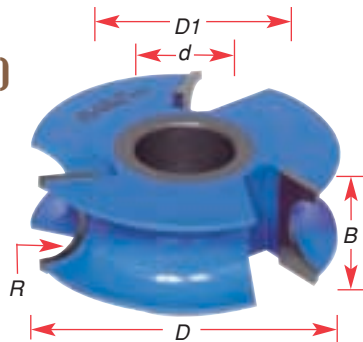


Counter-clockwise rotation: Wood face-down

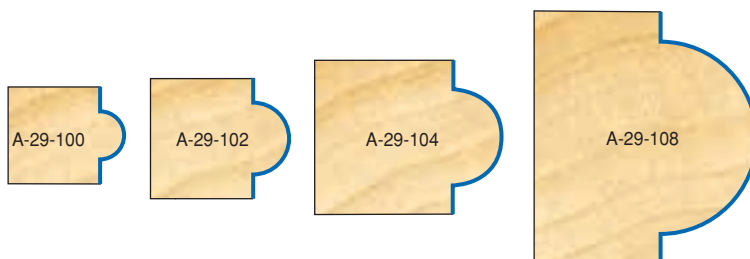


ØD	ØD1	R	Tool No.	B	Ød	Rub Collar
4	3-3/4	1/8	A-30-100	3/8	1-1/4	C-038
4	3-5/8	3/16	A-30-102	7/16	1-1/4	C-037
4	3-1/2	1/4	A-30-104	1/2	1-1/4	C-035
4	3-3/8	5/16	A-30-106	9/16	1-1/4	C-034
4	3-1/4	3/8	A-30-108	5/8	1-1/4	C-033
4	3	1/2	A-30-110	3/4	1-1/4	C-032
4	2-3/4	5/8	A-30-112	7/8	1-1/4	C-031
4	2-1/2	3/4	A-30-114	1	1-1/4	C-017
4-1/2	2-1/2	1	A-30-116	1-1/4	1-1/4	C-017
4-1/2	2-1/2	1-1/4	A-30-118	1-1/2	1-1/4	C-017
5-1/2	2-1/2	1-1/2	A-30-120	1-3/4	1-1/4	C-017

## HEAVY DUTY BEAD (BULL NOSE)



ØD	ØD1	R	B	Tool No.	B1	Ød	Rub Collar
4	3-3/4	1/8	1/2	A-29-100	1/4	1-1/4	C-038
4	3-5/8	3/16	5/8	A-29-102	3/8	1-1/4	C-037
4	3-1/2	1/4	13/16	A-29-104	1/2	1-1/4	C-035
4	3-1/4	3/8	1-1/8	A-29-106	3/4	1-1/4	C-033
4	3	1/2	1-5/16	A-29-108	1	1-1/4	C-032



**NOTE:**  
For additional sizes please see page 219

For rub collars & bushings  
See pages 280 - 282.

\*Rub collar for 1/2" arbor only! \*\*Rub collar for 3/4" arbor only! \*\*\*Rub collar for 1-1/4" arbor only!  
Wood profiles shown at actual size. 3D renderings & tool illustrations not shown at actual size.  
For additional 1:1 profiles and a complete replacement part listing visit [www.amanatool.com](http://www.amanatool.com)


# Shaper Cutters



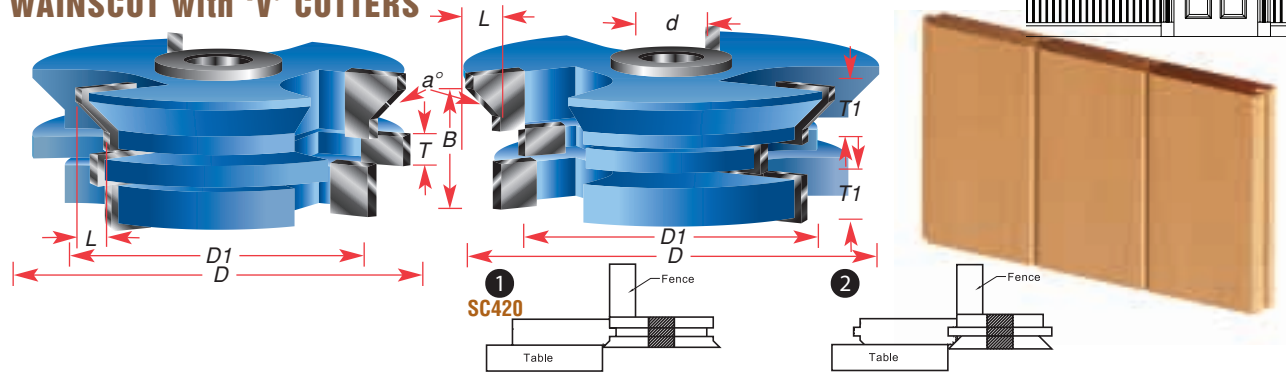
**New**

## WAINSCOT/PANELING CUTTERS BY *LONNIE BIRD* FOR 3/4" MATERIAL

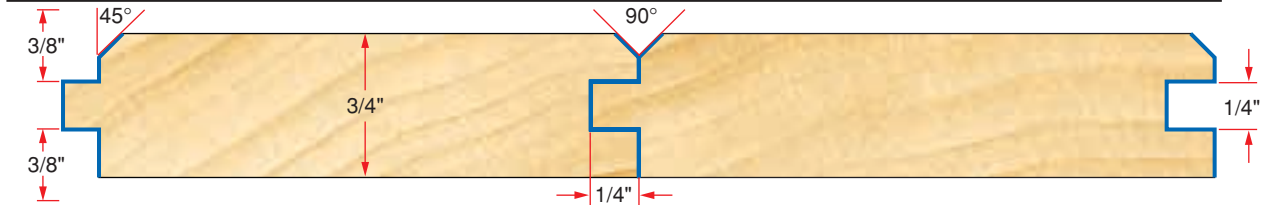
Wainscot and paneling are a great way to add visual interest to walls. Paneling is used to cover an entire wall while wainscot stops at the chair rail. Amana Tool® offers three styles of profiles to choose from. The first, wainscot with a vee, provides a simple forty-five degree vee profile along the edges of the stock. The other two sets create a 5/16" diameter bead along the edges of the stock. All three sets are designed for 3/4" thick stock and create an interlocking 1/4" tongue-and-groove joint for ease of assembly.



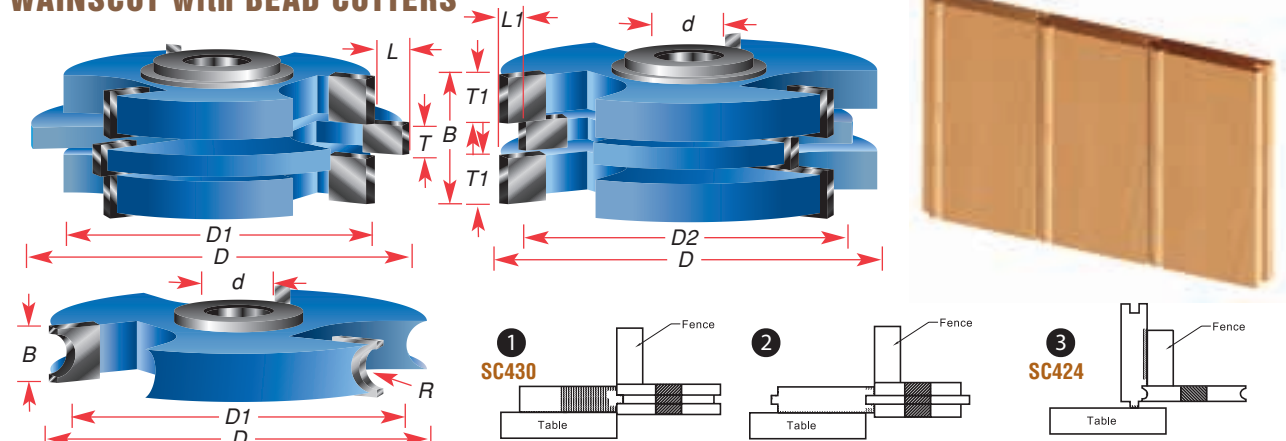
### WAINSCOT with 'V' CUTTERS



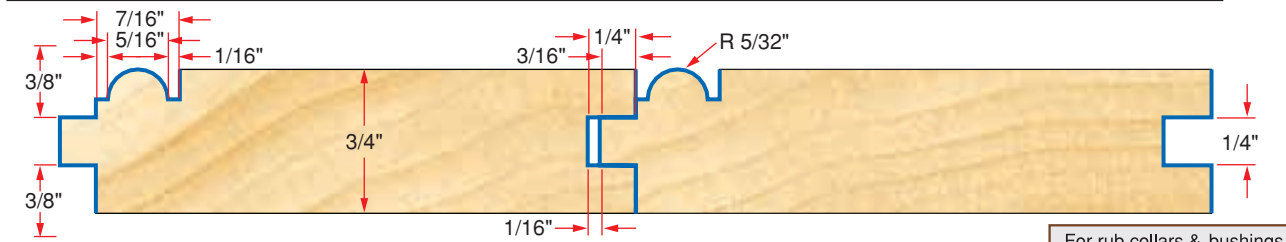
ØD	ØD1	B	a°	Tool No.	T	T1	L	Ød	Rub Collar
3-1/2	3	1	45°	SC420 (SET)	1/4	3/8	1/4	1/2 & 3/4	C-017**



### WAINSCOT with BEAD CUTTERS



ØD	ØD1	ØD2	B	Tool No.	T	T1	R	L	L1	Ød	Rub Collar
3	2-1/2	2-5/8	1	SC430 (SET)	1/4	3/8	—	1/4	3/16	1/2 & 3/4	47822**
3	2-11/16	—	7/16	SC424	1/16	5/16	5/32	—	—	1/2 & 3/4	C-019**



For rub collars & bushings See pages 280 - 282.

SHAPER CUTTERS

\*Rub collar for 1/2" arbor only! \*\*Rub collar for 3/4" arbor only! \*\*\*Rub collar for 1-1/4" arbor only!  
 Wood profiles shown at actual size. 3D renderings & tool illustrations not shown at actual size.  
 For additional 1:1 profiles and a complete replacement part listing visit [www.amanatool.com](http://www.amanatool.com)



Straight



Profiling



JOINTING



Door Making

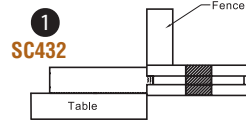
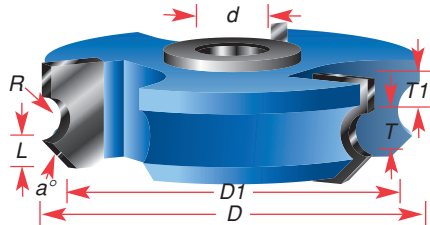
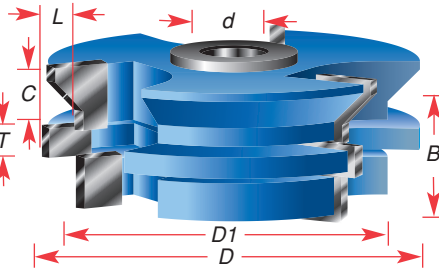
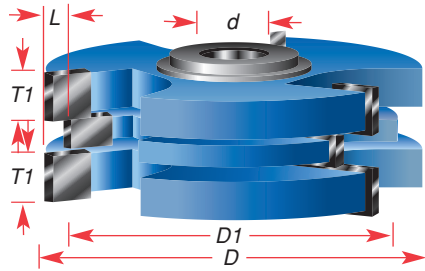
# Shaper Cutters



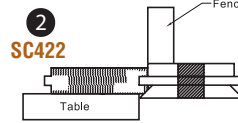
**New**

## WAINSCOT/PANELING CUTTERS BY *Lonnie Bird* FOR 3/4" MATERIAL

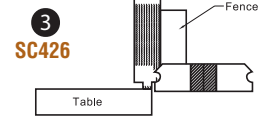
### WAINSCOT with 'V' & BEAD CUTTERS



1  
SC432

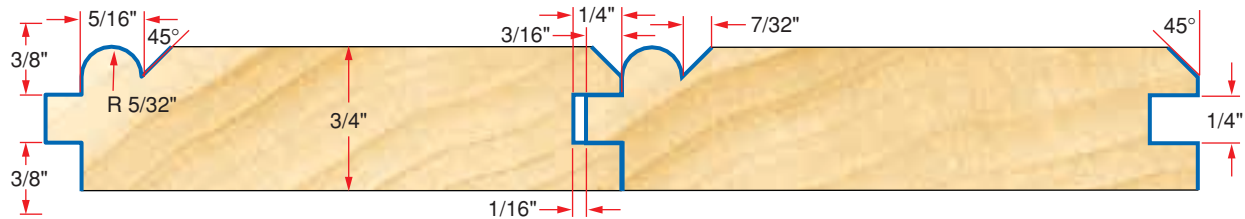


2  
SC422



3  
SC426

ØD	ØD1	B	a°	Tool No.	T	T1	R	L	Ød	Rub Collar
3	2-5/8	1	—	SC432	1/4	3/8	—	3/16	1/2 & 3/4	47822**
3	2-1/2	1	45°	SC422	3/8	1/4	—	1/4	1/2 & 3/4	C-017**
2-13/16	2-3/8	25/32	45°	SC426	5/16	1/4	5/32	7/32	1/2 & 3/4	C-017**



SHAPER CUTTERS

For rub collars & bushings  
See pages 280 - 282.

\*Rub collar for 1/2" arbor only! \*\*Rub collar for 3/4" arbor only! \*\*\*Rub collar for 1-1/4" arbor only!  
Wood profiles shown at actual size. 3D renderings & tool illustrations not shown at actual size.  
For additional 1:1 profiles and a complete replacement part listing visit [www.amanatool.com](http://www.amanatool.com)



# Shaper Cutters



Straight



Profiling



Jointing

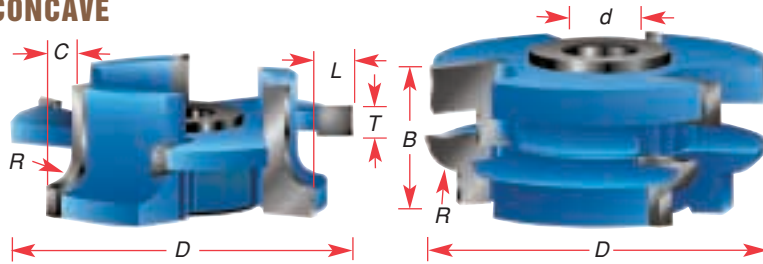


DOOR  
MAKING

## 3 WING STILE & RAIL CABINET DOOR CUTTER SETS FOR 3/4" MATERIAL

These Stile & Rail sets are great for making cabinet doors.

### CONCAVE

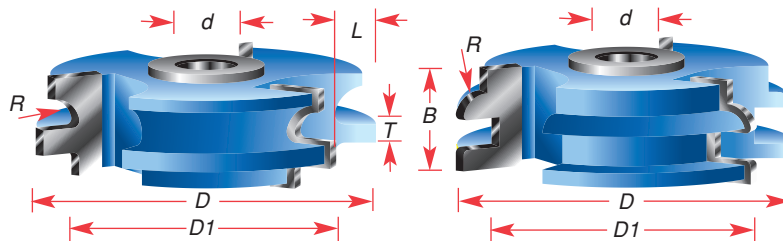


ØD	C	B	T	L	Tool No.	R	Ød	Rub Collar
2-7/16	1/4	1	1/4	7/16	SC440	1/4	1/2 & 3/4	C-009**
3-9/16	1/4	1	1/4	7/16	SC540	1/4	1 & 1-1/4	C-019, C-021***

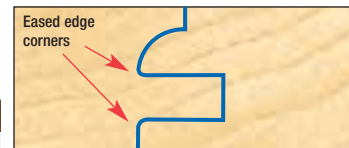


### 3 WING STILE & RAIL EASED EDGE SET

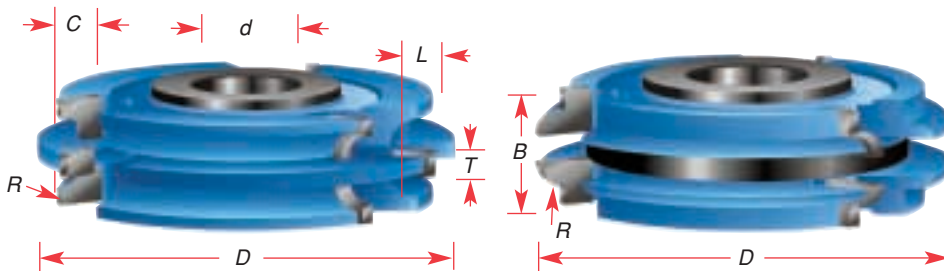
**New**



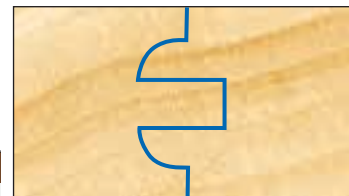
ØD	ØD1	B	T	L	Tool No.	R	Ød	Rub Collar
3	2-9/32	3/4	1/4	11/32	SC441	1/4	1/2 & 3/4	C-014**



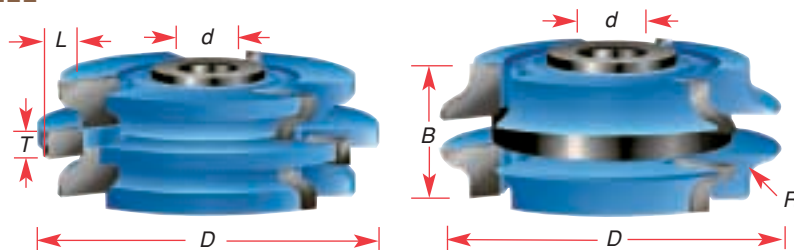
### CONCAVE



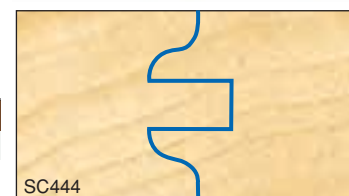
ØD	C	B	T	L	Tool No.	R	Ød	Rub Collar
3-9/16	1/4	1	1/4	7/16	SC550	13/64	1 & 1-1/4	C-019, C-021***



### OGEE



ØD	B	T	L	Tool No.	R	Ød	Rub Collar
2-11/16	1	1/4	7/16	SC444	1/8	1/2 & 3/4	C-007, C-012**
3-9/16	1-1/16	1/4	7/16	SC544	1/8	1 & 1-1/4	C-019, C-021***



SC444

SHAPER CUTTERS

\*Rub collar for 1/2" arbor only! \*\*Rub collar for 3/4" arbor only! \*\*\*Rub collar for 1-1/4" arbor only!  
Wood profiles shown at actual size. 3D renderings & tool illustrations not shown at actual size.  
For additional 1:1 profiles and a complete replacement part listing visit [www.amanatool.com](http://www.amanatool.com)



Straight



Profiling



Jointing



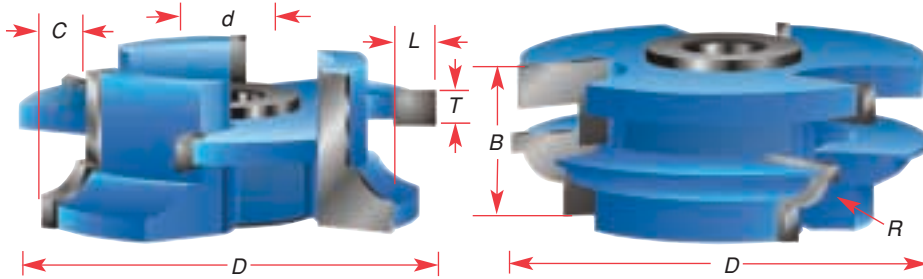
DOOR  
MAKING

# Shaper Cutters

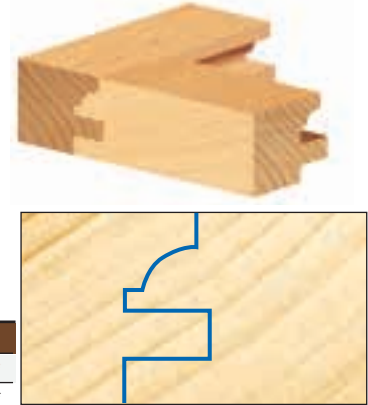


## STILE & RAIL CABINET DOOR CUTTER SETS FOR 3/4" MATERIAL

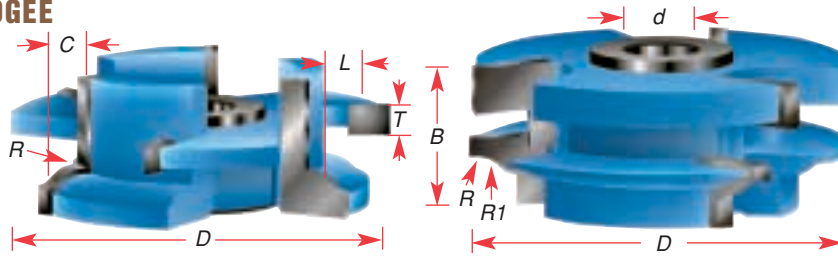
### BEAD



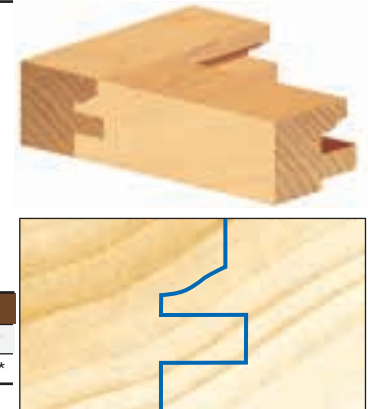
ØD	C	B	T	L	Tool No.	R	Ød	Rub Collar
2-11/16	3/8	1	1/4	7/16	SC446	9/32	1/2 & 3/4	C-007, C-010**
3-9/16	3/8	1	1/4	7/16	SC546	9/32	1 & 1-1/4	C-019, C-020***



### OGEE



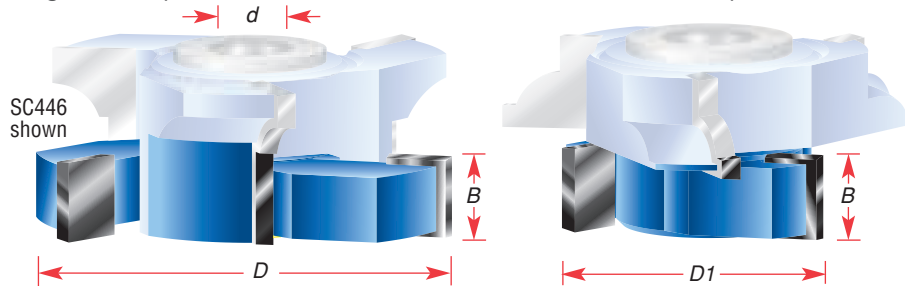
ØD	C	B	T	L	Tool No.	R	R1	Ød	Rub Collar
2-11/16	3/8	1	1/4	7/16	SC442	5/16	3/16	1/2 & 3/4	C-007, C-010**
3-9/16	3/8	15/16	1/4	7/16	SC542	1/4	3/16	1 & 1-1/4	C-019, C-020***



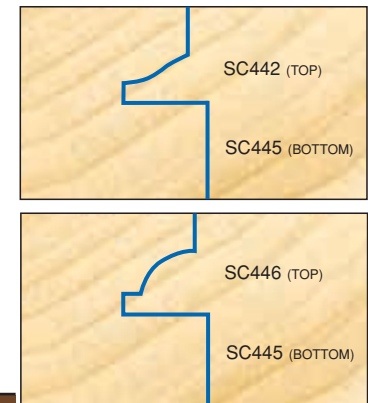
### GLASS DOOR & MULLION FOR SC442 AND SC446

**New**

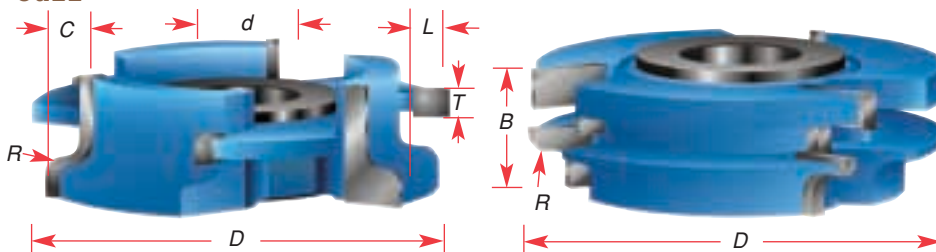
Used in conjunction with cutter SC442 and SC446 to make rabbets for the back of doors for glass door panels or mullions. Glass must be secured later on in place with moulding.



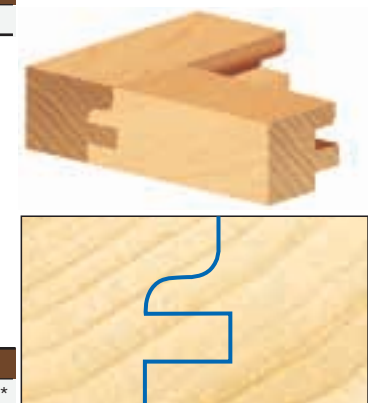
ØD	ØD1	Tool No.	B	Ød
2-7/8	1-13/16	SC445	1/2	3/4



### OGEE



ØD	C	B	T	L	Tool No.	R	Ød	Rub Collar
3-9/16	3/8	1	1/4	7/16	SC548	9/64	1 & 1-1/4	C-019, C-020***



\*Rub collar for 1/2" arbor only! \*\*Rub collar for 3/4" arbor only! \*\*\*Rub collar for 1-1/4" arbor only!  
Wood profiles shown at actual size. 3D renderings & tool illustrations not shown at actual size.  
For additional 1:1 profiles and a complete replacement part listing visit [www.amanatool.com](http://www.amanatool.com)



# Shaper Cutters



Straight



Profiling



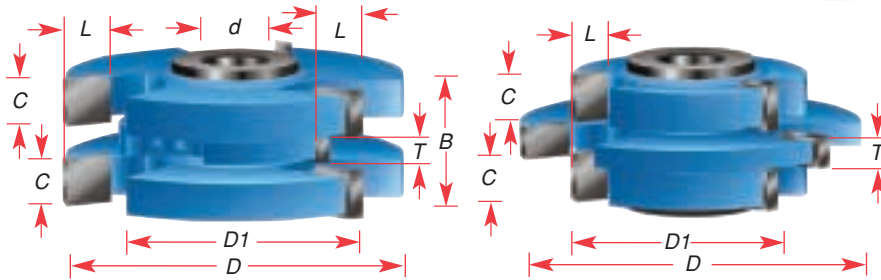
Jointing



DOOR  
MAKING

## TONGUE & GROOVE CABINET DOOR CUTTER SET

### MISSION STYLE - SHAKER AND ARTS & CRAFTS



	ØD	ØD1	B	C	T	L	Tool No.	Ød	Rub Collar	For Material
	2-3/4	1-7/8	1	3/8	1/4	7/16	SC554	1/2 & 3/4	C-008**	1
	3-3/8	2-1/2	1-1/8	7/16	1/4	7/16	SC556	1 & 1-1/4	C-017***	1-1/8
New	2-3/4	1-7/8	1-3/4	11/16	3/8	7/16	SC558	1/2 & 3/4	C-008**	1-1/2 & 1-3/4
New	3-1/4	2-3/8	1-3/4	11/16	3/8	7/16	SC557	1 & 1-1/4	C-041***	1-1/2 & 1-3/4
New	3-1/2	2-1/2	2-1/8	13/16	1/2	1/2	SC559	1 & 1-1/4	C-017***	1-7/8 & 2-1/8



## ADJUSTABLE TONGUE & GROOVE CABINET DOOR CUTTER SET

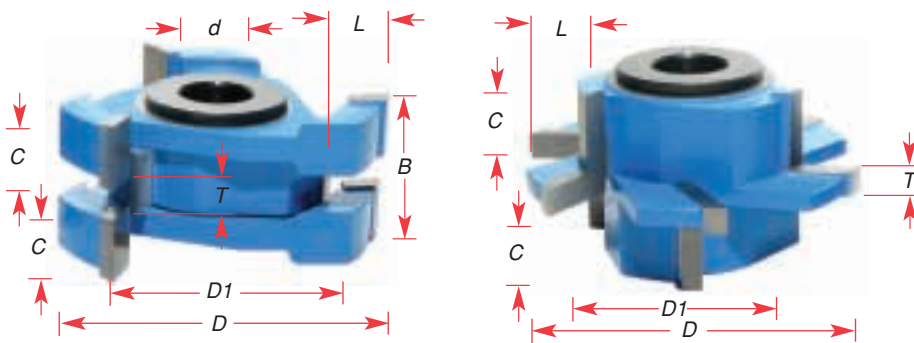
5/8" & 1-1/4" MATERIAL

## MISSION STYLE SHAKER AND ARTS & CRAFTS

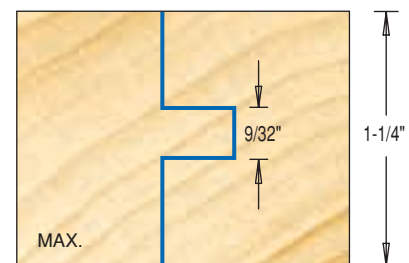
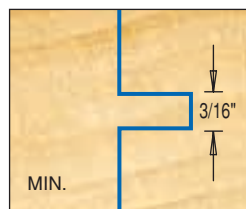
New

FLAT PANEL CABINET DOOR MAKING SET

- Designed to cut precise grooves to provide undersized plywood veneered panels with a snug rattle free fit.
- Adjust the panel groove width 3/16" to 9/32" for 1/4" plywood.
- 5.5mm for undersized 1/4" plywood and 5.9mm for oversized 1/4" veneered plywood.




ØD	ØD1	B	C	Tool No.	T	L	Ød	Rub Collar
2-3/8	1-5/8	1-1/4	7/16	SC555	3/16 to 9/32	3/8	1/2 & 3/4	C-005**



SHAPER CUTTERS

\*Rub collar for 1/2" arbor only! \*\*Rub collar for 3/4" arbor only! \*\*\*Rub collar for 1-1/4" arbor only!  
Wood profiles shown at actual size. 3D renderings & tool illustrations not shown at actual size.  
For additional 1:1 profiles and a complete replacement part listing visit [www.amanatool.com](http://www.amanatool.com)





Straight



Profiling



JOINTING



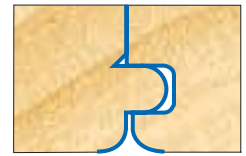
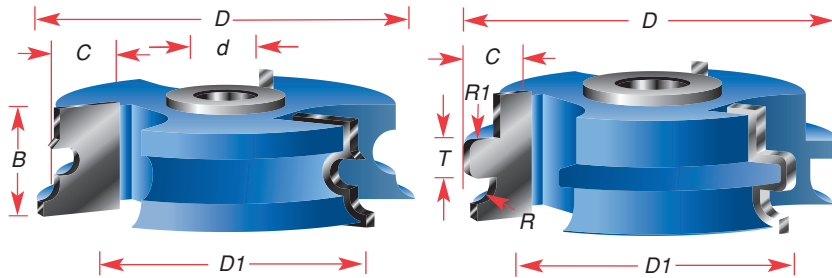
Door Making

# Shaper Cutters



## FLOORING SET WITH NAIL SLOT FOR 5/8" - 3/4" MATERIAL

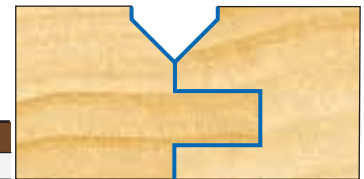
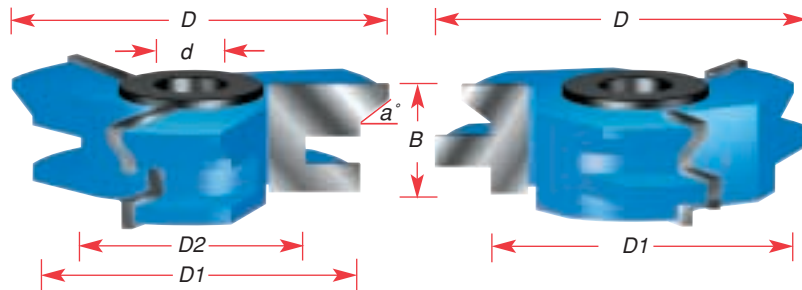
New



ØD	ØD1	B	T	Tool No.	R	R1	Ød	Rub Collar
3-1/4	2-5/16	7/8	1/4	SC450	1/8	1/16	1/2 & 3/4	C-029, C-014

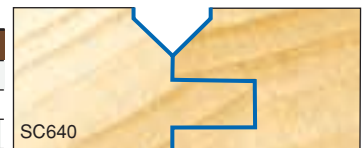
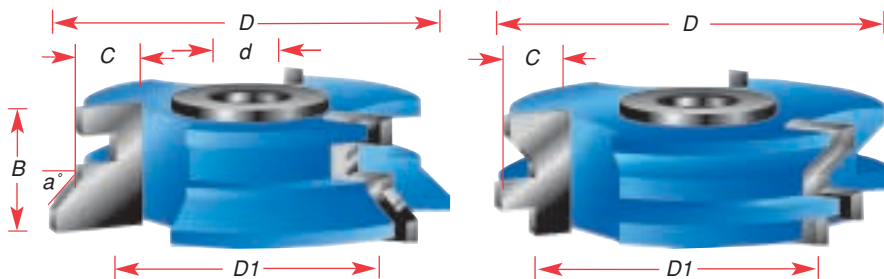
## 'V' PANELING 2 PIECE CUTTER SETS

'V' PANELING 2 PIECE SET  
WITH 1/4"W X 3/8"D TONGUE & GROOVE



ØD	ØD1	ØD2	Tool No.	B	a°	Ød	Rub Collar
2-5/8	2-1/4	1-1/2	938	29/32	45°	1/2 & 3/4	C-008**

## 1/2 'V' PANELING CUTTER SET



ØD	ØD1	B	C	a°	Tool No.	Ød	Rub Collar	For Material
2-5/8	1-1/8	3/4	7/16	45°	SC640	1/2 & 3/4	C-006, C-011**	1/2
2-3/4	2	1	5/8	45°	SC642	1/2 & 3/4	C-010, C-043*	3/4
2-3/4	2	1-3/16	5/8	45°	SC644	1/2 & 3/4	C-010**	1

\*Rub collar for 1/2" arbor only! \*\*Rub collar for 3/4" arbor only! \*\*\*Rub collar for 1-1/4" arbor only!  
Wood profiles shown at actual size. 3D renderings & tool illustrations not shown at actual size.  
For additional 1:1 profiles and a complete replacement part listing visit [www.amanatool.com](http://www.amanatool.com)



# Shaper Cutters



Straight



Profiling



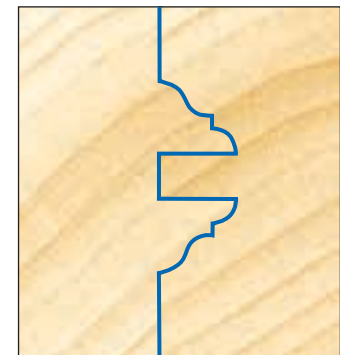
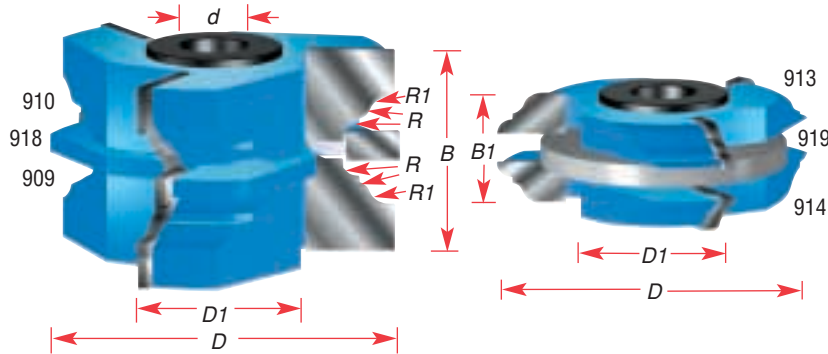
Jointing



DOOR  
MAKING

## STILE & RAIL CABINET DOOR CUTTER SETS FOR 1" - 1-3/4" MATERIAL

**3/4" BORE WITH 1/2" BUSHINGS 3-WING  
CABINET MOLDING SET  
WITH 1/4"W X 3/8"D TONGUE & GROOVE**

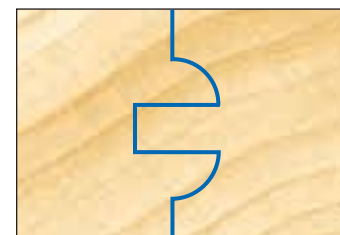
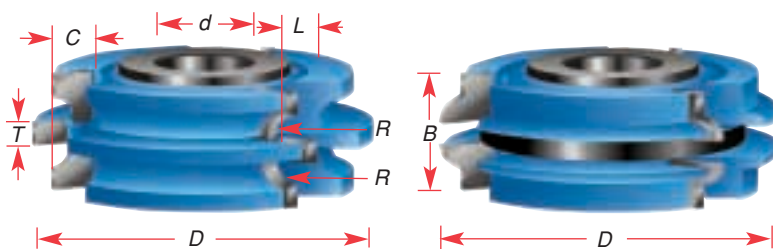


ØD	ØD1	B	B1	Tool No.	R	R1	Ød	Rub Collar
2-5/8	1-7/8	1-13/16	1	921	1/8	5/32	1/2 & 3/4	C-008**

**Includes:**

909	Cabinet R.H. female
910	Cabinet L.H. female
913	Cabinet L.H. male
914	Cabinet R.H. male
918	1/4" Straight
919	Steel spacer
BU-550	'T' bushing, 1/2" x 3/4" (4 pcs.)
BU-900	Sleeve bushing, 1/2" x 3/4" x 1/2" long
BU-930	Sleeve bushing, 1/2" x 3/4" x 1-1/8" long

### CONCAVE



ØD	C	B	T	Tool No.	L	R	Ød	Rub Collar
2-7/8	1/4	1-3/16	1/4	SC460	7/16	15/64	1/2 & 3/4	C-009**
3-9/16	1/4	1-3/16	1/4	SC560	7/16	15/64	1 & 1-1/4	C-019***

SHAPER CUTTERS



Straight



Profiling



Jointing



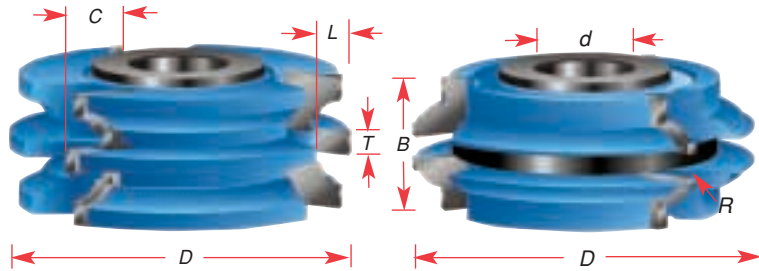
DOOR  
MAKING

# Shaper Cutters

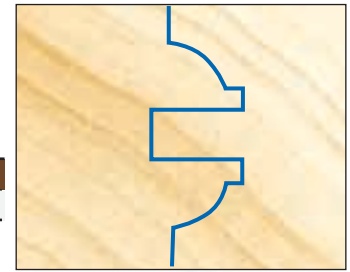


## STILE & RAIL CABINET DOOR CUTTER SETS FOR 1" MATERIAL

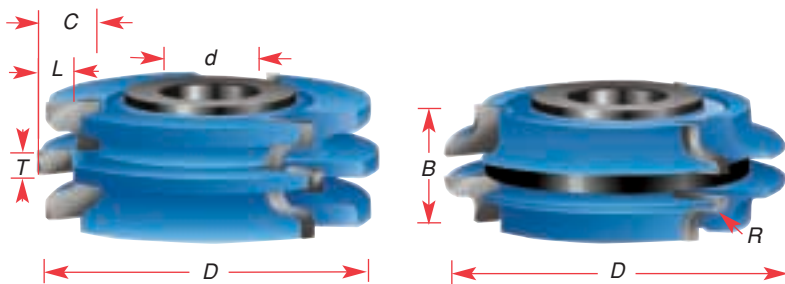
### BEAD



ØD	C	B	T	Tool No.	L	R	Ød	Rub Collar
3-9/16	3/8	1-3/8	1/4	SC562	7/16	9/32	1 & 1-1/4	C-019***



### OGEE

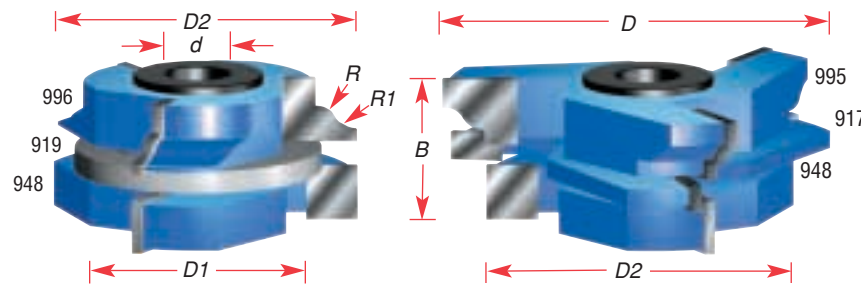


ØD	C	B	T	Tool No.	L	R	Ød	Rub Collar
3-9/16	3/8	1-3/16	1/4	SC564	7/16	5/32	1 & 1-1/4	C-019***



## STILE & RAIL CABINET DOOR CUTTER SETS FOR 1-5/16" MATERIAL

### OGEE STILE & RAIL SET WITH 1/4"W X 5/16"D TONGUE & GROOVE



ØD	D1	D2	B	Tool No.	R	R1	Ød	Rub Collar
3-1/8	1-7/8	2-1/2	1-5/16	994	3/16	5/32	1/2 & 3/4	C-008, C-016**



Includes:	
948	1/2" straight (2 pcs.)
917	1/4" straight
919	Steel spacer
995	Ogee stile
996	Rail for ogee stile
BU-550	'T' bushing, 1/2" x 3/4" (4 pcs.)
BU-910	Sleeve bushing, 1/2" x 3/4" x 3/4" long (2 pcs.)

\*Rub collar for 1/2" arbor only! \*\*Rub collar for 3/4" arbor only! \*\*\*Rub collar for 1-1/4" arbor only!  
Wood profiles shown at actual size. 3D renderings & tool illustrations not shown at actual size.  
For additional 1:1 profiles and a complete replacement part listing visit [www.amanatool.com](http://www.amanatool.com)



# Shaper Cutters



Straight



Profiling



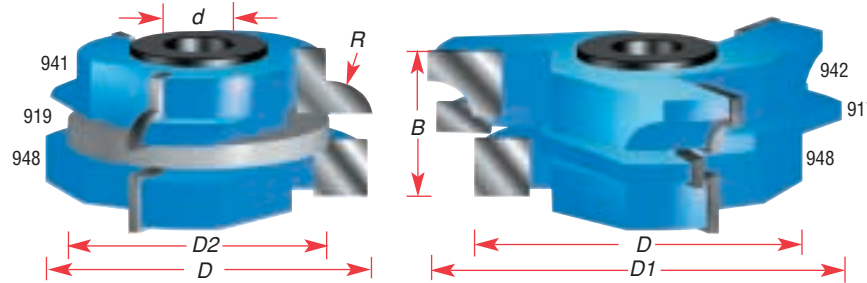
Jointing



DOOR  
MAKING

## STILE & RAIL CABINET DOOR CUTTER SETS FOR 1-5/16" MATERIAL


### CONCAVE STILE & RAIL SET WITH 1/4"W X 5/16"D TONGUE & GROOVE



ØD	D1	D2	B	Tool No.	R	Ød	Rub Collar
2-1/2	1-7/8	3-1/8	1-17/64	940	5/16	1/2 & 3/4	C-008**, C-016**

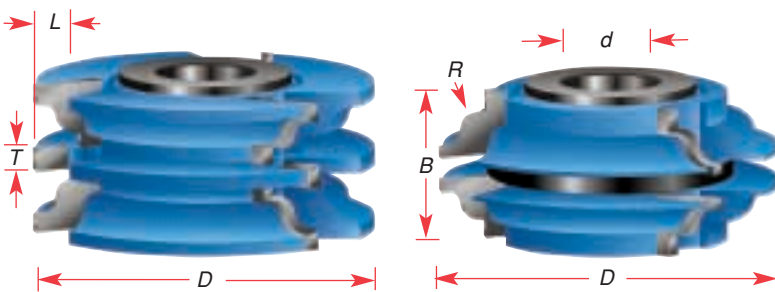
**Includes:**

941	Concave stile	919	Steel spacer
942	Rail for concave stile	BU-550	'T' bushing, 1/2" x 3/4" (4 pcs.)
948	1/2" straight (2 pcs.)	BU-910	Sleeve bushing, 1/2" x 3/4" x 3/4" long (2 pcs.)
917	1/4" straight		

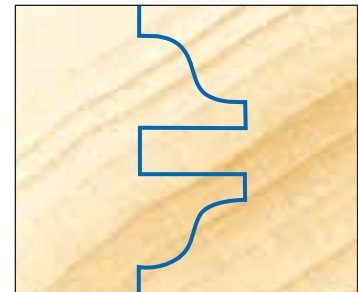


## STILE & RAIL CABINET DOOR CUTTER SETS FOR 1-3/8" MATERIAL

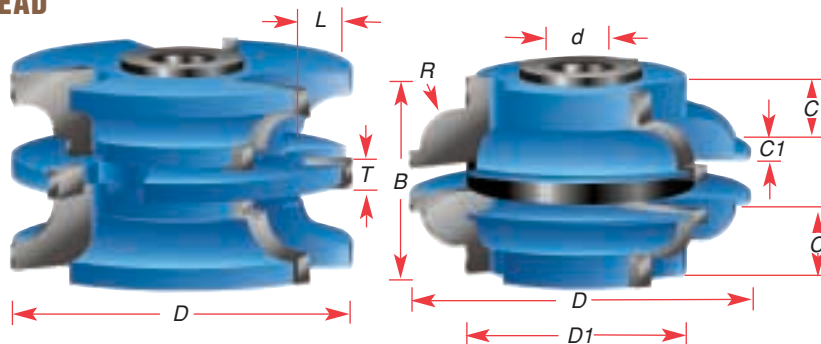
### OGEE



ØD	B	T	L	Tool No.	R	Ød	Rub Collar
3-9/16	1-1/2	1/4	9/16	SC580	3/16	1 & 1-1/4	C-017***



### BEAD



ØD	D1	B	L	C	C1	Tool No.	R	Ød	T	Rub Collar
2-27/32	1-27/32	1-9/16	1/2	17/32	1/8	SC582	5/16	1/2 & 3/4	7/32	C-007**
3-9/16	2-9/16	1-9/16	1/2	17/32	1/8	SC583	5/16	1 & 1-1/4	7/32	C-018***



SHAPER CUTTERS



Straight



Profiling



Jointing



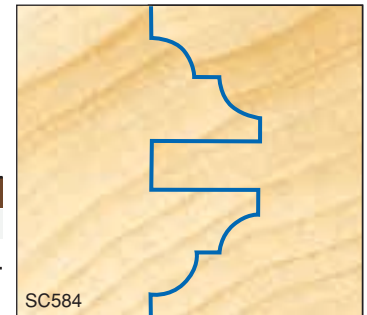
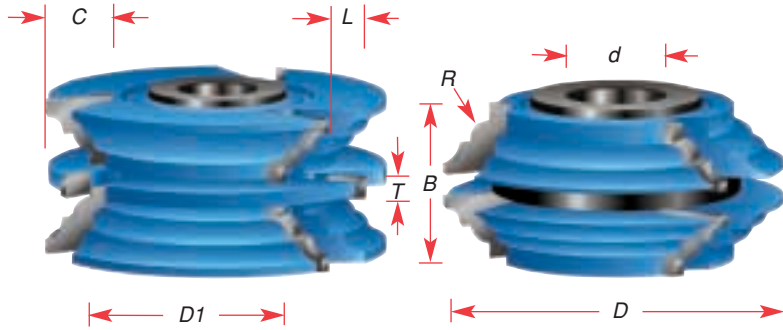
DOOR  
MAKING

# Shaper Cutters



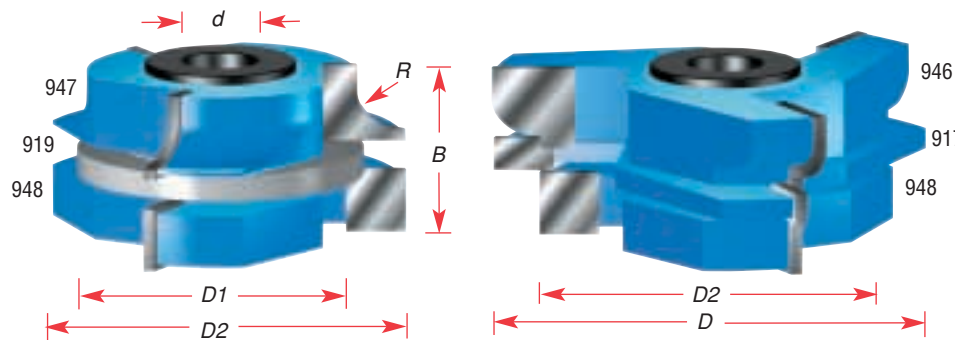
## STILE & RAIL CABINET DOOR CUTTER SETS FOR 1-3/8" MATERIAL

### BEAD & COVE



	ØD	ØD1	C	B	T	Tool No.	L	R	Ød	Rub Collars
New	3-1/16	2-1/32	33/64	1-9/16	1/4	SC585	9/16	3/16	1/2 & 3/4	C-039**
	3-9/16	-	7/8	1-5/8	1/4	SC584	9/16	13/64	1 & 1-1/4	C-018***

### CONVEX STILE & RAIL SET WITH 1/4"W X 5/16"D TONGUE & GROOVE 3-WING



ØD	ØD1	ØD2	B	Tool No.	R	Ød	Rub Collars
3-1/8	1-7/8	2-1/2	1-23/64	945	5/16	1/2 & 3/4	C-008, C-016**

Includes:	
946	Convex stile
947	Rail for convex stile
948	1/2" straight (2 pcs.)
917	1/4" straight
919	Steel spacer
BU-550	'T' bushing, 1/2" x 3/4" (4 pcs.)
BU-910	Sleeve bushing, 1/2" x 3/4" x 3/4" long (2 pcs.)

\*Rub collar for 1/2" arbor only! \*\*Rub collar for 3/4" arbor only! \*\*\*Rub collar for 1-1/4" arbor only!  
Wood profiles shown at actual size. 3D renderings & tool illustrations not shown at actual size.  
For additional 1:1 profiles and a complete replacement part listing visit [www.amanatool.com](http://www.amanatool.com)



# Shaper Cutters



Straight



Profiling



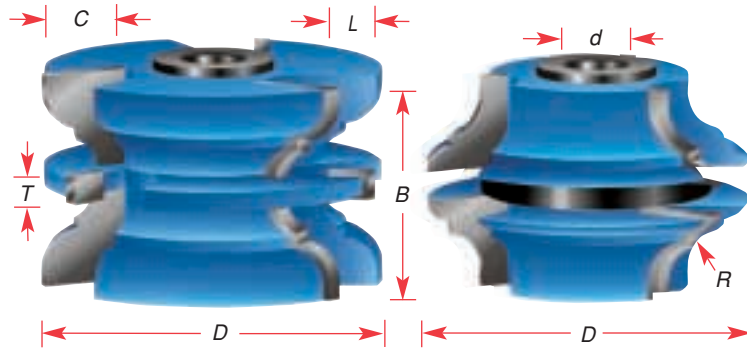
Jointing



DOOR  
MAKING

## STILE & RAIL EXTERIOR DOOR CUTTER SETS FOR 1-3/4" MATERIAL

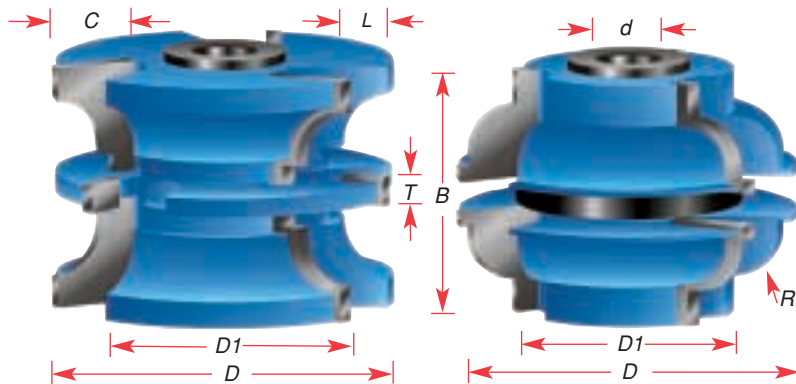
### BEAD & COVE



ØD	C	B	T	L	Tool No.	R	Ød	Rub Collar
2-7/8	1/2	1-3/4	1/4	1/2	SC590	21/64	1/2 & 3/4	C-008**


## STILE & RAIL EXTERIOR DOOR CUTTER SETS FOR 1-3/4" - 2-1/8" MATERIAL

### BEAD



ØD	ØD1	C	B	T	L	Tool No.	R	Ød	Rub Collar
2-7/8	13/16	17/32	2	1/4	9/16	SC592	25/64	1/2 & 3/4	C-007**
3-11/32	2-5/16	33/64	1-31/32	1/4	9/16	SC593	25/64	1 & 1-1/4	C-040***
3-17/32	2-17/32	1/2	2-1/8	1/2	1/2	SC596	25/64	1 & 1-1/4	C-018***

New  
New



SHAPER CUTTERS



Straight



Profiling



Jointing



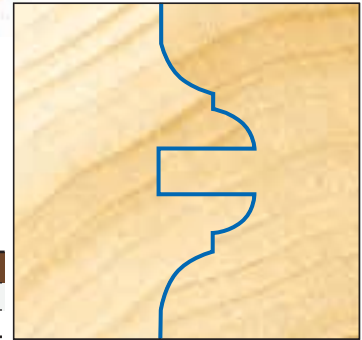
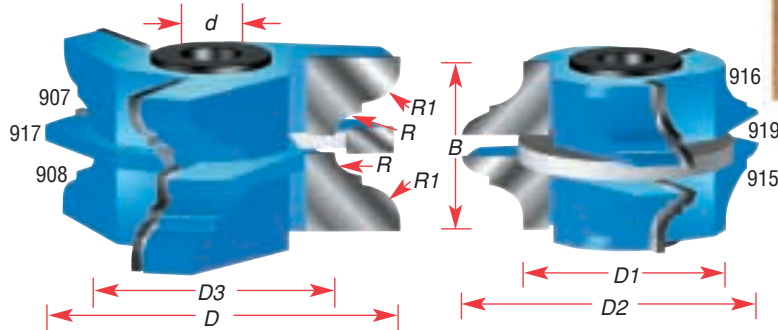
DOOR  
MAKING

# Shaper Cutters



## STILE & RAIL EXTERIOR DOOR CUTTER SETS FOR 1-3/4" MATERIAL

COVE & BEAD SET WITH 1/4"W X 17/32"D TONGUE & GROOVE



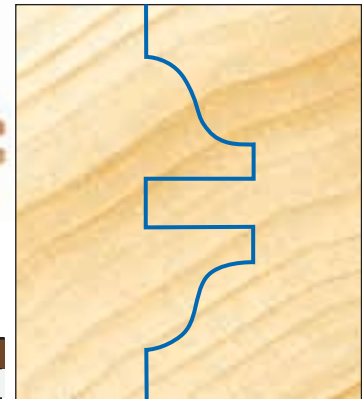
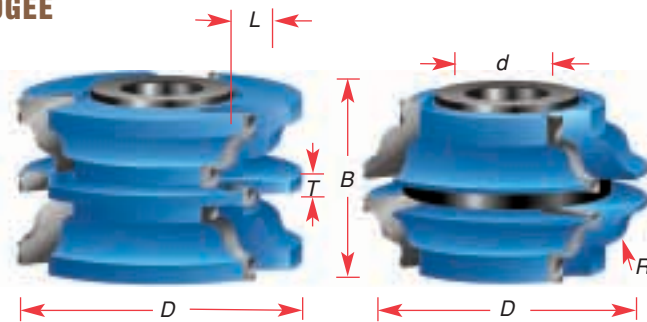
ØD	ØD1	ØD2	ØD3	B	Tool No.	R	R1	Ød	Rub Collars
3-1/8	1-7/8	2-5/16	2-1/16	1-3/4	922*	15/64	11/32	1/2 & 3/4	C-008, C-022**
3-5/8	2-3/8	3-7/16	3-9/16	1-3/4	924	11/32	1-5/64	1 & 1-1/4	C-042***

New

\* For replacement cutters see references in above photo.

## STILE & RAIL EXTERIOR DOOR CUTTER SETS FOR 2" MATERIAL

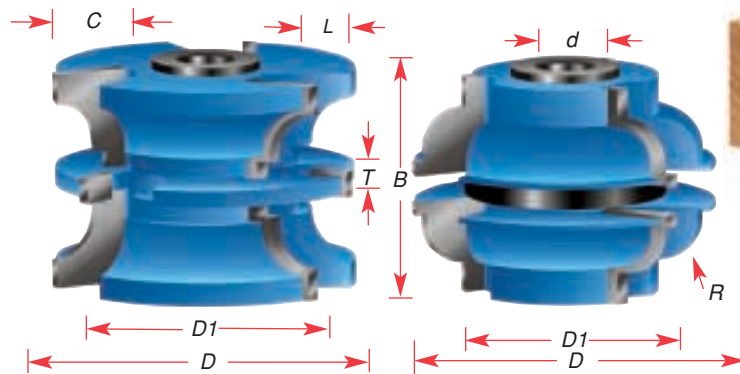
OGEE



ØD	B	T	L	Tool No.	R	Ød	Rub Collars
3-9/16	2-1/16	1/4	9/16	SC594	1/4	1 & 1-1/4	C-018***

## STILE & RAIL EXTERIOR DOOR CUTTER SETS FOR 2-1/8" MATERIAL

BEAD



ØD	ØD1	C	B	T	Tool No.	L	R	Ød	Rub Collar
3-17/32	2-17/32	1/2	2-1/8	1/2	SC596	1/2	25/64	1 & 1-1/4	C-018***

New

\*Rub collar for 1/2" arbor only! \*\*Rub collar for 3/4" arbor only! \*\*\*Rub collar for 1-1/4" arbor only!  
Wood profiles shown at actual size. 3D renderings & tool illustrations not shown at actual size.  
For additional 1:1 profiles and a complete replacement part listing visit [www.amanatool.com](http://www.amanatool.com)



Amana Tool®



245

SHAPER CUTTERS

# Shaper Cutters



Straight



Profiling



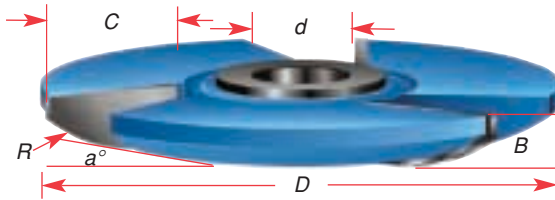
Jointing



DOOR  
MAKING


## RAISED PANEL CUTTER FOR

## 5/8" MATERIAL



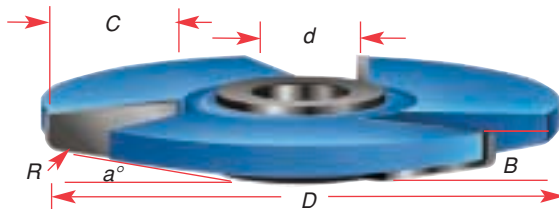
COVE

ØD	B	C	R	Tool No.	a°	Ød	Rub Collar
4-5/8	5/8	1-3/16	2-23/64	SC658	6°	1/2 & 3/4	C-005**
5-1/2	5/8	1-1/2	1-29/32	SC514	6°	1 & 1-1/4	C-017***



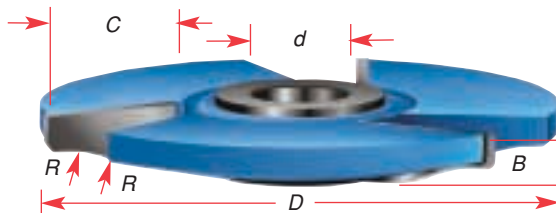
TRADITIONAL

ØD	B	C	Tool No.	a°	Ød	Rub Collar
4-5/8	5/8	1-3/16	SC652	15°	1/2 & 3/4	C-005**
5-1/2	5/8	1-1/2	SC516	12°	1 & 1-1/4	C-017***



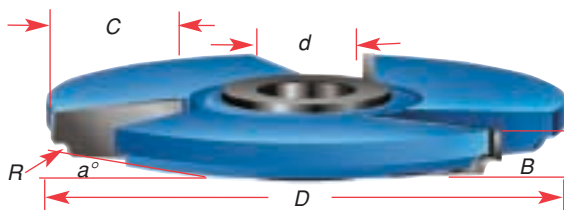
TRADITIONAL

ØD	B	C	R	Tool No.	a°	Ød	Rub Collar
4-5/8	5/8	1-3/16	5/32	SC650	5°	1/2 & 3/4	C-005**
5-1/2	5/8	1-1/2	1/8	SC518	12°	1 & 1-1/4	C-017***



OGEE

ØD	B	C	Tool No.	R	Ød	Rub Collar
4-5/8	5/8	1-3/16	SC654	1-1/2	1/2 & 3/4	C-005**
5-1/2	5/8	1-1/2	SC520	1-9/16	1 & 1-1/4	C-017***



CLASSICAL

ØD	B	C	R	Tool No.	a°	Ød	Rub Collar
4-5/8	5/8	1-3/16	1/8	SC656	12°	1/2 & 3/4	C-005**
5-1/2	5/8	1-1/2	9/16	SC522	7°	1 & 1-1/4	C-017***



SHAPER CUTTERS

\*Rub collar for 1/2" arbor only! \*\*Rub collar for 3/4" arbor only! \*\*\*Rub collar for 1-1/4" arbor only!  
Wood profiles shown at actual size. 3D renderings & tool illustrations not shown at actual size.  
For additional 1:1 profiles and a complete replacement part listing visit [www.amanatool.com](http://www.amanatool.com)



Amana Tool®







Straight



Profiling



Jointing





DOOR  
MAKING

# Shaper Cutters

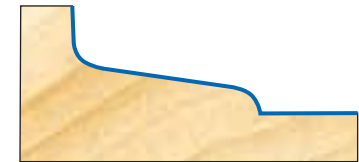
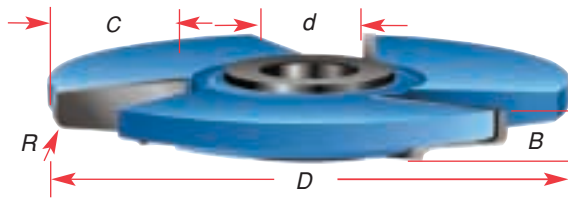


## RAISED PANEL CUTTER FOR

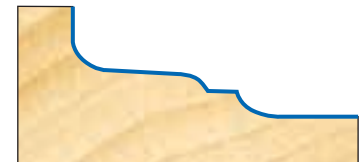

## 5/8" MATERIAL




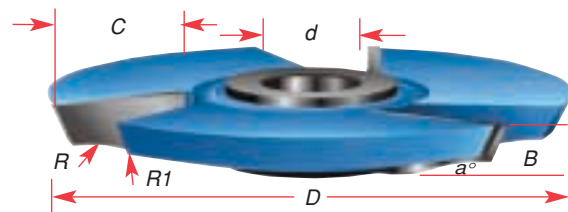
	ØD	B	C	Tool No.	R	Ød	Rub Collar
<i>New</i>	5	5/8	1-1/2	SC690	1/8	1/2 & 3/4	C-010**
	5-1/2	5/8	1-1/2	SC524	1/8	1 & 1-1/4	C-017***



	ØD	B	C	Tool No.	R	Ød	Rub Collar
	5-1/2	5/8	1-1/2	SC526	9/64	1 & 1-1/4	C-017***



	ØD	B	C	Tool No.	R	a°	Ød	Rub Collar
<i>New</i>	5	5/8	1-1/2	SC694	5/32	4°	1/2 & 3/4	C-010**
	5-1/2	5/8	1-1/2	SC528	5/32	4°	1 & 1-1/4	C-017***



	ØD	B	C	R	Tool No.	R1	a°	Ød	Rub Collar
	5-1/2	5/8	1-1/2	1-5/16	SC530	1-15/16	28°	1 & 1-1/4	C-017***

SHAPER CUTTERS

\*Rub collar for 1/2" arbor only! \*\*Rub collar for 3/4" arbor only! \*\*\*Rub collar for 1-1/4" arbor only!  
 Wood profiles shown at actual size. 3D renderings & tool illustrations not shown at actual size.  
 For additional 1:1 profiles and a complete replacement part listing visit [www.amanatool.com](http://www.amanatool.com)



# Shaper Cutters



Straight



Profiling



Jointing

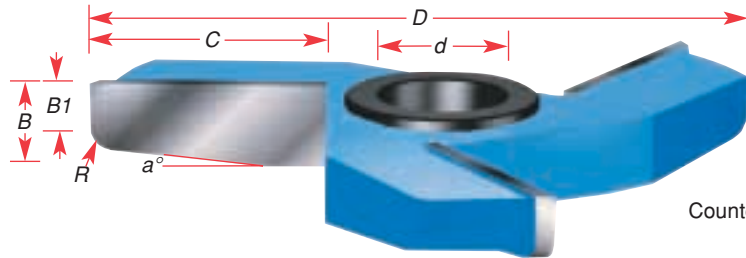


DOOR  
MAKING

## RAISED PANEL CUTTER FOR


## 5/8" MATERIAL

### HORIZONTAL PANEL RAISING / SHEAR FACE

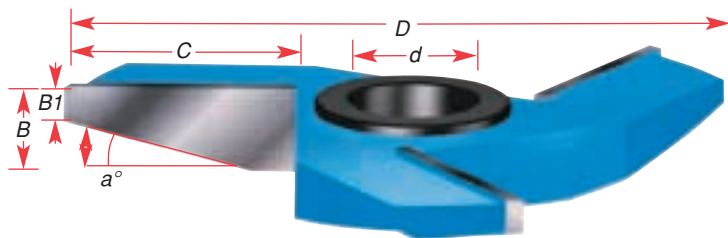


TRADITIONAL


Counter-clockwise rotation:  
Wood face-up



ØD	B	B1	R	Tool No.	C	a°	Ød	Rub Collar
5-1/2	5/8	3/8	5/32	931	1-1/2	5°	1 & 1-1/4	C-017***

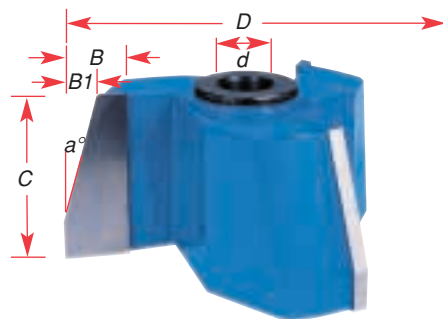


TRADITIONAL



ØD	B	B1	Tool No.	C	a°	Ød	Rub Collar
5-1/2	5/8	5/16	984	1-1/2	15°	1 & 1-1/4	C-017***


### VERTICAL PANEL RAISING / SHEAR FACE




TRADITIONAL



ØD	B	B1	Tool No.	C	a°	Ød	Rub Collar
3-1/2	5/8	5/16	984-VC	1-5/8	15°	1/2 & 3/4	47822**



COVE



ØD	B	B1	Tool No.	R	C	Ød	Rub Collar
3-1/2	5/8	1/4	987-VC	1-9/16	1-5/8	1/2 & 3/4	47822**

**NOTE: Reveal (C)** shown on all above tools reflects the total length of cut. Therefore, you must deduct 3/8" (usually) for allowing the panel to recess into the frame. Replacement 'T' bushings #BU-720 (2 required).

\*Rub collar for 1/2" arbor only! \*\*Rub collar for 3/4" arbor only! \*\*\*Rub collar for 1-1/4" arbor only!  
Wood profiles shown at actual size. 3D renderings & tool illustrations not shown at actual size.  
For additional 1:1 profiles and a complete replacement part listing visit [www.amanatool.com](http://www.amanatool.com)



Straight



Profiling



Jointing



DOOR  
MAKING

# Shaper Cutters




## RAISED PANEL CUTTER FOR

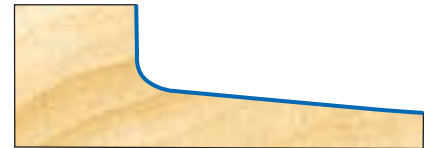
## 9/16" MATERIAL

### VERTICAL PANEL RAISING / SHEAR FACE

3/4" BORE WITH 1/2" BUSHINGS



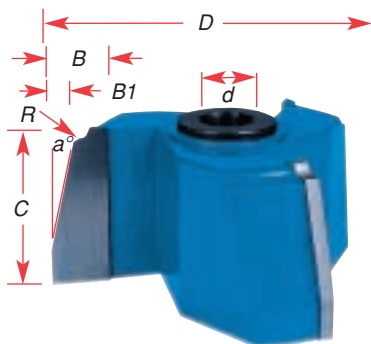
TRADITIONAL




ØD	B	R	Tool No.	C	a°	Ød	Rub Collar
2-5/8	9/16	5/32	902	1-1/2	5°	1/2 & 3/4	C-010**

## RAISED PANEL CUTTER FOR

## 19/32" MATERIAL



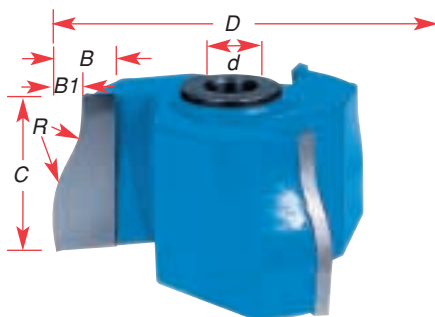
CLASSICAL




ØD	B	B1	R	Tool No.	C	a°	Ød	Rub Collar
3-1/2	19/32	3/16	1/8	986-VC	1-5/8	12°	1/2 & 3/4	C-016**

## RAISED PANEL CUTTER FOR

## 21/32" MATERIAL



OGEE



ØD	B	B1	Tool No.	R	C	Ød	Rub Collar
3-1/2	21/32	9/32	985-VC	3/4	1-5/8	1/2 & 3/4	C-016**

**NOTE: Reveal (C)** shown on all above tools reflects the total length of cut. Therefore, you must deduct 3/8" (usually) for allowing the panel to recess into the frame. Replacement 'T' bushings #BU-720 (2 required).

\*Rub collar for 1/2" arbor only! \*\*Rub collar for 3/4" arbor only! \*\*\*Rub collar for 1-1/4" arbor only!  
Wood profiles shown at actual size. 3D renderings & tool illustrations not shown at actual size.  
For additional 1:1 profiles and a complete replacement part listing visit [www.amanatool.com](http://www.amanatool.com)

# Shaper Cutters



Straight



Profiling



Jointing

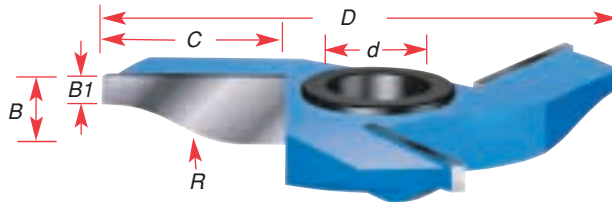


DOOR  
MAKING


## RAISED PANEL CUTTER FOR

## 11/16" MATERIAL

### HORIZONTAL PANEL RAISING / SHEAR FACE

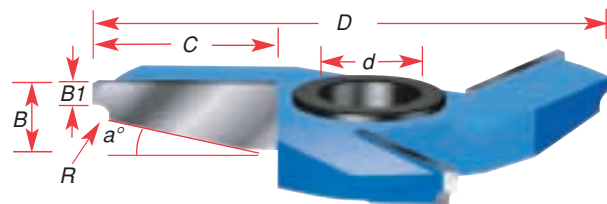


OGEE



ØD	B	B1	R	Tool No.	C	Ød	Rub Collar
5-1/2	11/16	9/32	3/4	985	1-1/2	1 & 1-1/4	C-017***
<i>New</i> 5-1/2	11/16	9/32	3/4	985-LH*	1-1/2	1 & 1-1/4	C-017***

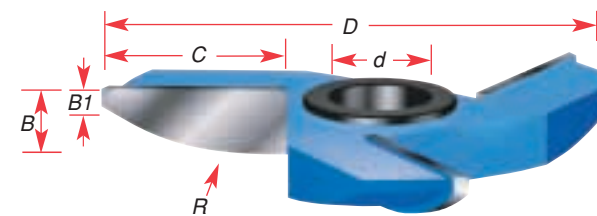
\*Left Hand Rotation.



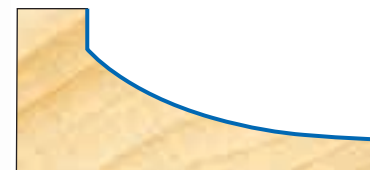
CLASSICAL



ØD	B	B1	R	Tool No.	C	a°	Ød	Rub Collar
5-1/2	11/16	11/32	1/8	986	1-1/2	12°	1 & 1-1/4	C-017***

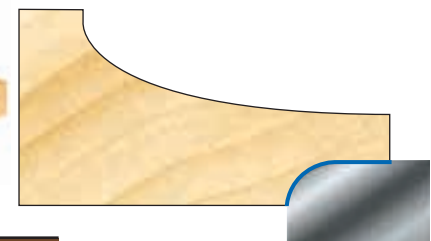
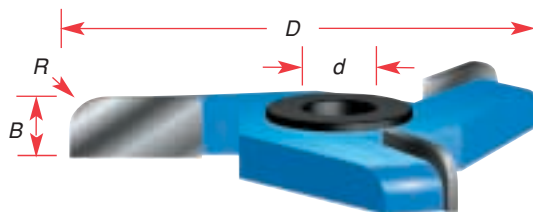


COVE



ØD	B	B1	R	Tool No.	C	Ød	Rub Collar
5-1/2	11/16	7/32	1-9/16	987	1-1/2	1 & 1-1/4	C-017***

### RAISED PANEL BACK CUTTER WITH BALL BEARING RUB COLLAR



Description	ØD	B	Tool No.	R	Ød	Rub Collar
Back cutter	3-1/2	1/2	980	1/4	1/2 & 3/4	C-006**
<i>New</i> Back cutter	3-39/64	1/2	989	1/4	1 & 1-1/4	C-045***

**NOTE: Reveal (C)** shown on all above tools reflects the total length of cut. Therefore, you must deduct 3/8" (usually) for allowing the panel to recess into the frame. Replacement 'T' bushings #BU-720 (2 required).

\*Rub collar for 1/2" arbor only! \*\*Rub collar for 3/4" arbor only! \*\*\*Rub collar for 1-1/4" arbor only! Wood profiles shown at actual size. 3D renderings & tool illustrations not shown at actual size. For additional 1:1 profiles and a complete replacement part listing visit [www.amanatool.com](http://www.amanatool.com)



Straight



Profiling



Jointing




DOOR  
MAKING

# Shaper Cutters




## RAISED PANEL CUTTER FOR


## 3/4" MATERIAL



COVE



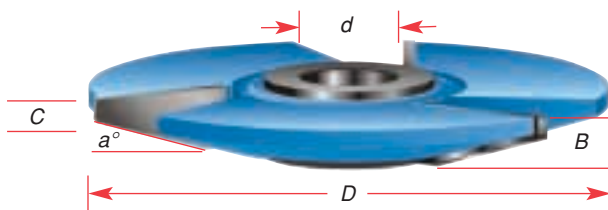
ØD	B	R	Tool No.	Ød	Rub Collar
4-15/16	11/16	1-57/64	SC400	1/2 & 3/4	C-004**
5-1/2	5/8	1-57/64	SC500	1 & 1-1/4	C-017***



OGEE




ØD	B	C	R	Tool No.	R1	Ød	Rub Collar
4-15/16	3/4	3/8	1-15/32	SC402	1/8	1/2 & 3/4	C-004**
5-1/2	5/8	5/16	1-15/32	SC502	1/8	1 & 1-1/4	C-017***




TRADITIONAL



ØD	B	C	Tool No.	a°	Ød	Rub Collar
4-15/16	5/8	1/4	SC404	17°	1/2 & 3/4	C-004**
5-1/2	5/8	1/4	SC504	17°	1 & 1-1/4	C-017***



TRADITIONAL



ØD	B	R	Tool No.	a°	Ød	Rub Collar
4-15/16	9/16	13/64	SC406	13°	1/2 & 3/4	C-004**
5-1/2	5/8	13/64	SC506	13°	1 & 1-1/4	C-017***

SHAPER CUTTERS

\*Rub collar for 1/2" arbor only! \*\*Rub collar for 3/4" arbor only! \*\*\*Rub collar for 1-1/4" arbor only!  
 Wood profiles shown at actual size. 3D renderings & tool illustrations not shown at actual size.  
 For additional 1:1 profiles and a complete replacement part listing visit [www.amanatool.com](http://www.amanatool.com)



Amana Tool®



251

# Shaper Cutters



Straight



Profiling





Jointing



DOOR  
MAKING

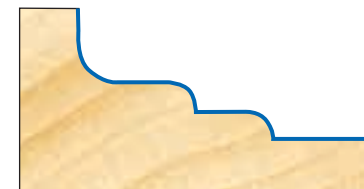

## RAISED PANEL CUTTER FOR

## 3/4" MATERIAL

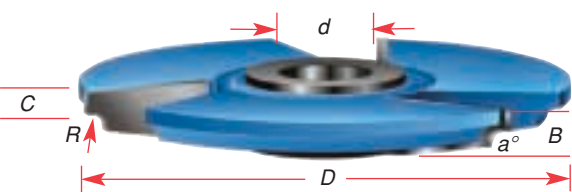


OGEE

ØD	B	C	R	Tool No.	R1	a°	Ød	Rub Collar
4-15/16	11/16	3/8	1-31/32	SC408	1-3/8	23°	1/2 & 3/4	C-004**
5-1/2	5/8	5/16	1-31/32	SC508	1-31/32	23°	1 & 1-1/4	C-017***

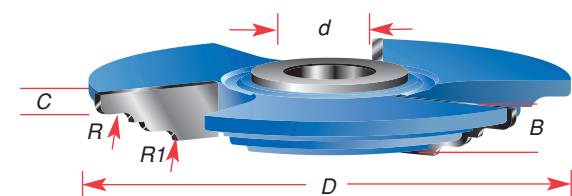


ØD	B	C	R	Tool No.	R1	Ød	Rub Collar
5-1/2	5/8	3/8	13/64	SC510	1/8	1 & 1-1/4	C-017***



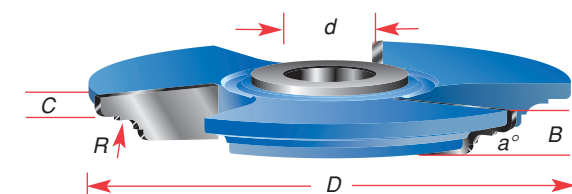
CLASSICAL

ØD	B	C	R	Tool No.	a°	Ød	Rub Collar
5-1/2	5/8	1/4	13/64	SC512	10°	1 & 1-1/4	C-017***



COVE & CORNER ROUND

ØD	B	C	R	Tool No.	R1	Ød	Rub Collar
<i>New</i> 5-1/2	5/8	1/4	1/8	SC509	5/32	1 & 1-1/4	C-017***



COVE & CORNER ROUND

ØD	B	C	R	Tool No.	a°	Ød	Rub Collar
<i>New</i> 5-1/2	5/8	1/4	1/8	SC511	4°	1 & 1-1/4	C-017***

\*Rub collar for 1/2" arbor only! \*\*Rub collar for 3/4" arbor only! \*\*\*Rub collar for 1-1/4" arbor only!  
Wood profiles shown at actual size. 3D renderings & tool illustrations not shown at actual size.  
For additional 1:1 profiles and a complete replacement part listing visit [www.amanatool.com](http://www.amanatool.com)