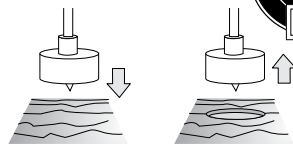



Drill bit for cover caps Ø 14 mm - 9/16"

The FlushMount Drill Bit System incorporates a unique ball bearing stop collar that controls the recess depth the drill creates. This bearing system allows the stop collar to stop spinning when it comes in contact with the surface you are drilling and it won't mar the surface!

- For installing your cover caps flush with your base surface
- Fits into small spaces
- Stop collar spins freely
- Micro adjust locking thumb screw
- Adjustable 1/8" pilot bit
- Micro depth adjust



LOADED WITH FEATURES !



DESCRIPTION	UNIT
ADJUSTABLE DRILL BIT	916917
REPLACEMENT DRILL BIT	916918


FASTCAP Kit Punch / Drill Bit / SpeedTape

- For Personalized FastCaps, 3 Dies Included : 9/16", 11/16", 3/8"
- Hard-shell carrying case included !
- Do not use on plastic laminate

DESCRIPTION	UNIT
KIT FOR PERSONALIZED FASTCAPS	918805
PUNCH TOOL FOR FASTCAPS	918806

- 1- Use the FlushMount bit to countersink the screw hole
- 2- Construct your cabinet with Powerhead screws
- 3- Adhere your material to the SpeedTape
- 4- Punch out exactly the number of Fastcaps you need
- 5- Apply your new caps, flush with the surface

A FIRST AID KIT FOR CABINETMAKERS !



FASTCAP « Speed Tape »

- 1" - Great for edgebanding
- 2" - Great for face frames
- 6.5" - Great for laminates

INSTALLATION STEPS

- Step 1. Apply SpeedTape to substrate
- Step 2. Peel off paper backing & stick on laminate or veneer
- Step 3. Apply pressure with SpeedRoller

DESCRIPTION	UNIT
FASTCAP SPEEDTAPE 1" X 50'	915150
FASTCAP SPEEDTAPE 1-1/2" X 50'	915350
FASTCAP SPEEDTAPE 2" X 50'	915250
FASTCAP SPEEDTAPE 6-1/2" X 50'	915650




SpeedTape is FastCap's high quality adhesive in a peel and stick roll! Apply SpeedTape to your veneers and laminates, peel off the liner and stick it! If you have a peel and stick application, SpeedTape is the answer you are looking for! Available in 1", 1.5", 2" and 6.5" wide 50' rolls.



FASTCAP « Speed Roller »

- The SpeedRoller fits ergonomically into the palm of your hand
- Wheels are made of polished steel

DESCRIPTION	UNIT
FASTCAP LAMINATE ROLLER	917310



The « SpeedRoller » is a quick way to apply a consistent amount of pressure to your Fastedge peel and stick edge banding & SpeedTape or any other pressure-sensitive Product.



1 SCREWS & FASTENERS
2 FURNITURE EQUIPMENT
3 HINGES
4 SLIDES
5 LEGS & CASTERS
6 KITCHEN SOLUTIONS
7 OFFICE
8 CLOSET
9 LIGHTING
10 SLIDING DOOR HARDWARE
11 VENEERS & EDGEBANDING PANELS
12 CORBELS & MOLDINGS
13 CABINET DOORS & TAMBOURS
14 GLUES, SILICONES & SEALERS
15 FINISHING PRODUCTS & ABRASIVES
16 TOOLS
17 BUILDERS HARDWARE
18 COMMERCIAL HARDWARE
19 SINKS & FAUCETS

«Quad» edge trimmer

The new Quad Trimmer trims 4 ways - forward, backward, and on both sides! This new trimmer frees you from worrying about the direction you're pushing it. With four sharp edges to trim with, you can just grab the trimmer and go - it will do twice the job in no time.

- Super smooth action
- Trims all directions
- Comfortable, ergonomic design
- The last trimmer you will ever buy!
- NEW carbide blades also available who last 5x longer than steel blades!

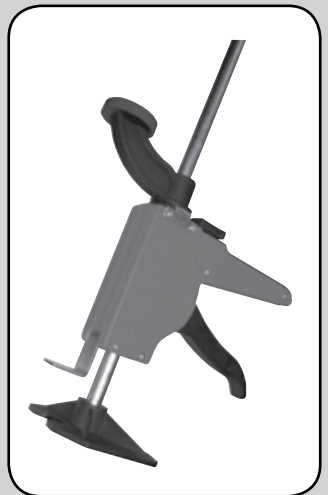


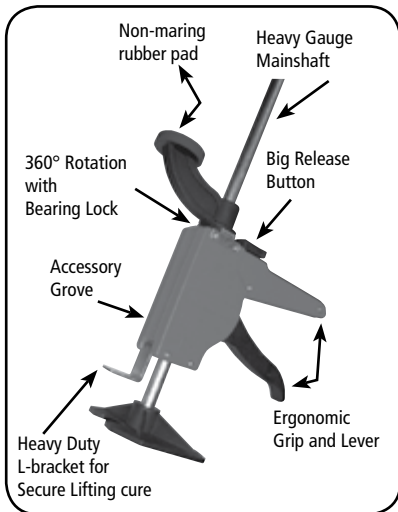
DESCRIPTION	UNIT
QUAD EDGE TRIMMER WITH STEEL BLADES	918801
QUAD EDGE TRIMMER WITH CARBIDE BLADES	918802
REPLACEMENT STEEL BLADES FOR 918801 (6 PIECES)	918003
REPLACEMENT CARBIDE BLADES FOR 918802 (6 PIECES)	918004



Jack & Clamp for cabinet installation

- The Jack makes it easy to lift base cabinets, install shims, or adjust leg levelers
- Use it for the installation of heavy doors or pulling together wood flooring, then work it overtime as a spreader and heavy-duty clamp
- Spread: 23" / 584 mm
- Lift: 15.25" / 387 mm
- Clamp: 13.3" / 338 mm

DESCRIPTION	UNIT
THE JACK	914000



SPEED DOLLIE

**250 LBS CAPACITY,
SCOOP, TIP & ROLL!**

Move awkward cabinets effortlessly with just one person with SpeedDollie! In just few easy steps you'll be done! The Speed Dollie can be used by anyone for moving heavy awkward items that you just can't move alone. No more calling for help with this one!



Version : 2009

Cabinet installation support

- The 3rd Hand HD and Little Hand HD provide support, brace, or clamp for whenever you might need an extra hand
- Can lift up to 32 kg / 70 lbs
- 360° articulating top and bottom feet
- Ideal formolding installation, cabinets and more
- Third hand carrying bag (3rd hand not included)



913517

DESCRIPTION	EXTENSION	UNIT	QTY/BOX
LITTLE HAND	16,5" TO 22,8" / 419 MM TO 579 MM	913515	10
THIRD HAND	60" TO 144" / 1.52 M TO 3.66 M	913550	5
UNIVERSAL FOOT		913516	1
LASERMOUNT ADJUSTEMENT SUPPORT (LASER NOT INCLUDED)		913554	1
DUST BARRIER FOOT FOR THE 3RD HAND		913518	1
THIRD HAND CARRYING BAG (3RD HAND NOT INCLUDED)		913517	1



913515



913554



913516



913550



913518



Laserjamb

FEATURES OF LASERJAMB LJ3 (918003)

- Adapts to any laser
- Reaches up to 12'
- Precision calibrated scale
- Adjustable sight glass
- Lifetime warranty

FEATURES OF ILM-XL LASER (918004)

- Self leveling
- Horizontal and vertical beams
- Super bright 635 nm laser diode
- Accurate to + - 1/8" at 30' (3,18 mm at 9.15 m)
- Mini, adjustable tripod, carrying case and batteries included

DESCRIPTION	UNIT
LEVELING LASERJAMB (NO LASER) (LJ3)	918003
LASER: VERTICAL & HORIZONTAL (ILM-XL)	918004
LASER & LEVELING KIT (LJ3+ ILM-XL)	918005



918003
(NO LASER)




918004



918005

With the ILM-XL laser you can now have self leveling horizontal and vertical lines exactly where you want them at the same time! This laser has a working range of 30' and is primarily used for interior use on flooring, walls, cabinets, plumbing and wallpaper. Just imagine how easy your work will be without having to snap chalk lines over and over again and clean up!



918003

Tracing tool

FEATURES




- Maintains a consistent scribe offset
- Staying parallel to the object surface every time
- Ideal tool for kitchen cabinets, architectural mouldings, countertops and splash guards, tile or even flooring
- An adjustable grip locks your standard size pencil in place
- Collapses to a compact size

DESCRIPTION

UNIT

ACCUSCRIBE PRO

916409



«Fastbreak» melamine sander

FEATURES

- Great for any width of melamine
- Sand 2 edges at once
- Storage for extra sandpaper
- Available sand paper, grits: 80 and 180



DESCRIPTION

GRIT

UNIT

QTY/BOX

MELAMINE SANDER

916220

1

SAND PAPER FOR MELAMINE SANDER

80

916221

10

SAND PAPER FOR MELAMINE SANDER

180

916222

10

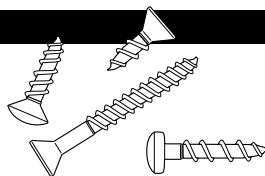
The new FastBreak sander allows you to uniformly break the edge on sharp melamine material in just one pass. The FastBreak dramatically increases the speed and efficiency in which you ease and break sharp and chipped edges.



«Pro-Hold»

FEATURES

- Comfortable wrist band
- Also, fits on the end of your drill
- Adjustable wrist band, heavy duty velcro straps
- Large face area
- Flexible magnet surface



Always losing your screws ?

With 9 neodymium, high performance magnets, and a convenient wrist strap, you will never be without a screw again. With Pro-Hold, your screws are always with you !

DESCRIPTION

UNIT

PRO-HOLD WRIST BAND WITH MAGNET

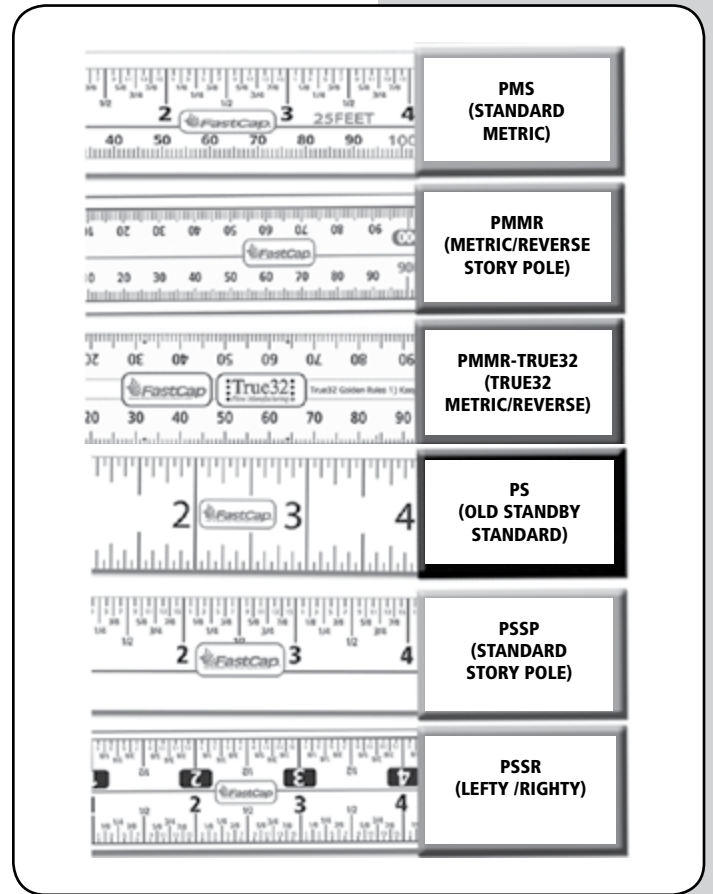

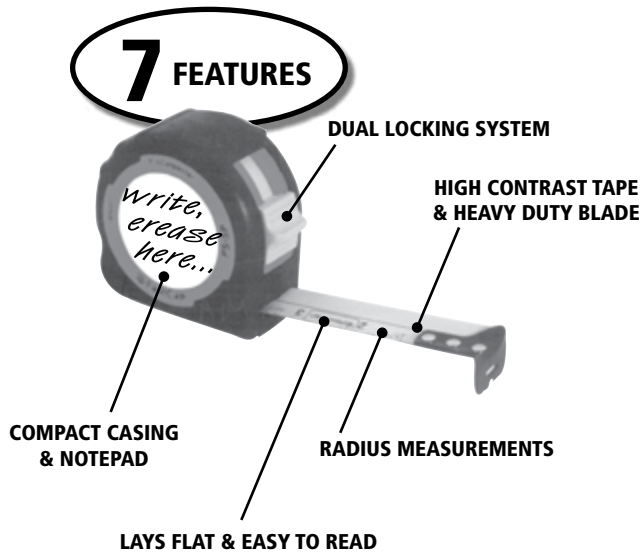
916457



Version : 2009

Measuring tape

DESCRIPTION	LENGTH	UNIT
METRIC/STANDARD (PMS-12)	12' / 3,65 M	916413
METRIC/STANDARD (PMS-16)	16' / 4,88 M	916415
METRIC/STANDARD (PMS-25)	25' / 7,62 M	916425
LEFTY/RIGHTY STORY POLE (PSSR-16)	16' / 4,88 M	916417
LEFTY/RIGHTY STORY POLE (PSSR-25)	25' / 7,62 M	916427
STORY POLE (PSSP-16)	16' / 4,88 M	916412
STORY POLE (PSSP-25)	25' / 7,62 M	916414
METRIC REVERSE (PMMR-5M)	16' / 4,88 M	916550
OLD STANDBY (PS-16)	16' / 4,88 M	916418
OLD STANDBY (PS-25)	25' / 7,62 M	916419
TRUE 32 REVERSE (PMMR-TRUE32)	16' / 4,88 M	916532



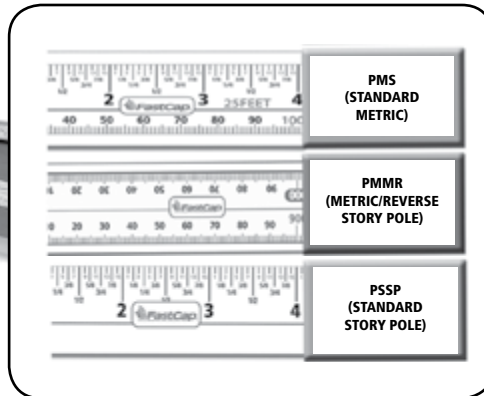
1 SCREWS & FASTENERS
2 FURNITURE EQUIPMENT
3 HINGES
4 SLIDES
5 LEGS & CASTERS
6 KITCHEN SOLUTIONS
7 OFFICE
8 CLOSET
9 LIGHTING
10 SLIDING DOOR HARDWARE
11 VENEERS & DECORATIVE PANELS
12 EDGEBANDING
13 CORBELS & MOLDINGS
14 CABINET DOORS & TAMBOURS
15 GLUES, SILICONES & SEALERS
16 FINISHING PRODUCTS & ADHESIVES
17 TOOLS
18 BUILDERS HARDWARE
19 COMMERCIAL HARDWARE
20 SINKS & FAUCETS

Flatback measuring tape

DESCRIPTION	LENGTH	UNIT
PMS-FLAT 16 FLATBACK METRIC STANDARD	16' / 4,88 M	916420
PSSP-FLAT 16 FLATBACK STANDARD STORY POLE	16' / 4,88 M	916421
PMMR-FLAT 16 FLATBACK METRIC REVERSE (1" WIDTH)	16' / 4.88 M	916422



BECAUSE NOT ALL SURFACES ARE FLAT!
 Measure curves and flat panels with precision and ease!



Tape measure belt clip

- Never have torn pants from your tape measure again
- With the SpeedClip, securing your tape measure is a breeze, it easily clips over your pants or belt, and can even hold a pencil!



DESCRIPTION	UNIT
TAPE MEASURE BELT CLIP	916410




Never have torn pants from your tape measure again!



Peel & Stick measuring tapes

DESCRIPTION	LENGTH	UNIT
STANDARD RIGHT READ (PSSP)	12' / 3,65 M	917420
STANDARD LEFT READ (PSSP)	12' / 3,65 M	917430
METRIC/ STANDARD RIGHT READ (PMS)	12' / 3,65 M	917431
METRIC/ STANDARD LEFT READ (PMS)	12' / 3,65 M	917421



«Speedbrace» support

FEATURES

- Fast, easy alignment: uses 1-1/2" (37 mm) cleat system
- Folded steel design add additional stability
- Conduit holes for running cords, cables and other other wires
- Countersunk screw holes allow screws to sit flush

The SpeedBrace is full of incredible features that make it fast and easy to use. The heart of the Speedbrace is the 3/4" x 1-1/2" (19 mm x 38 mm) the notching system that makes for fast and easy alignment after installing a level cleat along the wall. From there it is easy to adjust the SpeedBrace to the exact location along the wall for securing it to a stud.

DESCRIPTION	DIMENSION	COLOR	UNIT
SPEEDBRACE SUPPORT	21" X 28" (53 CM X 71 CM)	WHITE	918212730
SPEEDBRACE SUPPORT	15" X 18" (38 CM X 45 CM)	WHITE	918151830
SPEEDBRACE SUPPORT	8" X 12" (20 CM X 30 CM)	WHITE	918081230
SPEEDBRACE SUPPORT	21" X 28" (53 CM X 71 CM)	BLACK	918212890
SPEEDBRACE SUPPORT	15" X 18" (38 CM X 45 CM)	BLACK	918151890
SPEEDBRACE SUPPORT	8" X 12" (20 CM X 30 CM)	BLACK	918081290
SPEEDBRACE SUPPORT	21" X 28" (53 CM X 71 CM)	STAINLESS STEEL	9182128170
SPEEDBRACE SUPPORT	15" X 18" (38 CM X 45 CM)	STAINLESS STEEL	9181518170
SPEEDBRACE SUPPORT	8" X 12" (20 CM X 30 CM)	STAINLESS STEEL	9180812170

PRECISION ALIGNMENT



USES THE 1-1/2" CLEAT SYSTEM



WIRE MANAGEMENT



ABOUT THE STAINLESS STEEL SPEEDBRACES

MATERIAL: 304 STAINLESS STEEL

304 Stainless Steel is Chromium-Nickel austenitic alloy. It is used for a wide variety of home and commercial applications, this is one of the most familiar and most frequently used alloys in the stainless steel family.

Grade 304 is the standard "18 / 8" stainless. This is the most versatile and most widely used stainless steel, available in a wider range of products, form and finishes than any other. It has excellent forming and welding characteristics. The balanced austenitic structure of Grade 304 enables it to be severely deep drawn without intermediate annealing, which has made this grade dominant in the manufacture of drawn stainless parts such as sinks, hollow-ware and saucepans. For these applications it is common to use special «304DDQ» (Deep Drawing Quality) variants. Grade 304 is readily brake or roll formed into a variety of components for applications in the industrial, architectural, and transportation fields. Grade 304 also has outstanding welding characteristics. Post-weld annealing is not required when welding thin sections.

«FastWrap» velcro wrap for wire and cable

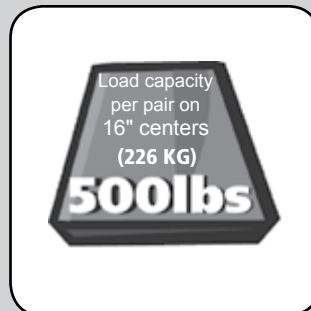

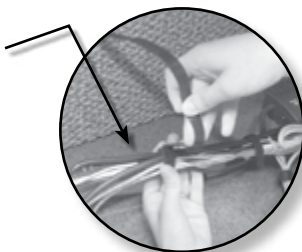
FEATURES

- Quickly secure wires and cables
- Get rid of that clutter and disorganization
- Made with durable, indestructible Velcro®
- Can be used over and over again

Made with durable, indestructible Velcro®, FastWrap can be used over and over again. We ship it in 1/2" x 10' rolls so you can use as little or as much as you need.

DESCRIPTION	UNIT
FASTWRAP VELCRO 1/2" X10' BLACK	918026

SECURE LOOSE WIRES AND CABLES QUICKLY USING FASTWRAP.



**ASK FOR YOUR
FASTCAP BROCHURE:
CATFAST07US**



1 SCREWS & FASTENERS
2 FURNITURE EQUIPMENT
3 HINGES
4 SLIDES
5 LEGS & CASTERS
6 KITCHEN SOLUTIONS
7 OFFICE
8 CLOSET
9 LIGHTING
10 SLIDING DOOR HARDWARE
11 VENISES & DECORATIVE PANELS
12 EDGEBANDING
13 CORBELS & MOLDINGS
14 CABINET DOORS & TAMBOURS
15 GLUES, SILICONES & SEALERS
16 FINISHING PRODUCTS & ABRASIVES
17 TOOLS
18 BUILDERS HARDWARE
19 COMMERCIAL DISPLAY HARDWARE
20 SINKS & FAUCETS



«Powerhead» screw for wood

Flat and ready to cap!

APPLICATIONS

- Above the surface: Drill the PowerHead in position so that the entire head sits on the surface of your material
- Flush with surface: In combination with an impact driver, the PodwerHead screw has been engineered with nibs underneath the head of the PowerHead that cut through your material, allowing your screw to be perfectly flush with the material surface
- Cap it! Install a 9/16" Fastcap to blend into your surface material
- Fastcaps are available in 70 stock colors
- For covercaps colours that are available in stock see section 1C of this Richelieu Catalogue

DESCRIPTION	DIMENSION	FINISH	UNIT	QTY/BOX
POWERHEAD SCREW	# 8 X 1-1/8" (28,57 MM)	ZINC	916250	200
POWERHEAD SCREW	# 8 X 1-1/8" (28,57 MM)	ZINC	916251	2000
POWERHEAD SCREW	# 8 X 1-1/4" (31,75 MM)	ZINC	916810	200
POWERHEAD SCREW	# 8 X 1-1/4" (31,75 MM)	ZINC	916820	2000
POWERHEAD SCREW	# 8 X 2-1/2" (63,5 MM)	ZINC	916812	150
POWERHEAD SCREW	# 8 X 2-1/2" (63,5 MM)	ZINC	916822	1500
POWERHEAD SCREW	# 8 X 3" (76,2 MM)	ZINC	916803	50
POWERHEAD SCREW	# 8 X 3" (76,2 MM)	ZINC	916813	150
POWERHEAD SCREW	# 8 X 3" (76,2 MM)	ZINC	916823	1500
POWERHEAD SCREW	# 8 X 3-1/2" (88,9 MM)	ZINC	916350	100
POWERHEAD SCREW	# 8 X 3-1/2" (88,9 MM)	ZINC	916351	1000
POWERHEAD SCREW	# 8 X 4" (101,6 MM)	ZINC	914410	100
POWERHEAD SCREW	# 8 X 4" (101,6 MM)	ZINC	914451	1000




ABOVE THE SURFACE



FLUSH WITH THE SURFACE



POWERHEAD CAPPED




PowerHead cabinet installation screws give you options. In combination with an impact driver, the PowerHead screw has been engineered with nibs to cut through your material, allowing your screw to be perfectly flush with the surface.

«Powerhead» screw for metal

- Featuring the same innovations as the original PowerHead cabinet installation screw

DESCRIPTION	DIMENSION	FINISH	UNIT	QTY/BOX
POWERHEAD SCREW FOR METAL	# 8 X 1" (25,4 MM)	ZINC	918100	200
POWERHEAD SCREW FOR METAL	# 8 X 1" (25,4 MM)	ZINC	918111	2000
POWERHEAD SCREW FOR METAL	# 8 X 1-1/2" (38,1 MM)	ZINC	918150	200
POWERHEAD SCREW FOR METAL	# 8 X 1-1/2" (38,1 MM)	ZINC	918151	200
POWERHEAD SCREW FOR METAL	# 8 X 2" (50,8 MM)	ZINC	918250	200
POWERHEAD SCREW FOR METAL	# 8 X 2" (50,8 MM)	ZINC	918251	2000
POWERHEAD SCREW FOR METAL	# 8 X 3" (76,2 MM)	ZINC	918350	150
POWERHEAD SCREW FOR METAL	# 8 X 3" (76,2 MM)	ZINC	918351	1500



«Powerhead» screw kit for wood

THE SET CONTAINS: FASTCAPS, POWERHEAD SCREWS AND A FREE PROHOLD !

APPLICATIONS

- same than above but in a complete kit

DESCRIPTION	DIMENSION	FINISH	UNIT	QTY/BOX
POWERHEAD SCREW KIT	VARIOUS	ZINC	914460	1



916457



ALSO INCLUDED IN THE KIT - THE PROHOLD 916457



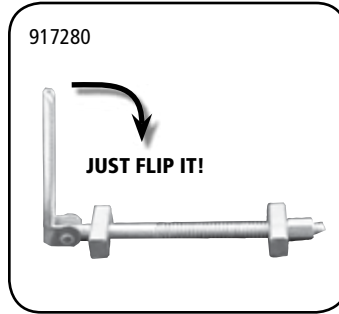

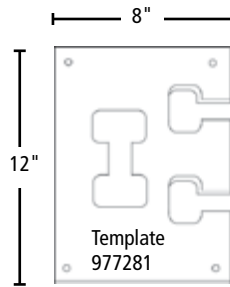
Always losing your screws? With 9 neodymium, high performance magnets, and a convenient wrist strap, you will never be without a screw again. Get screws with you all of the time. Fits on your drill. Comfortable wrist band. Heavy duty Velcro strap.

Version : 2009

Countertop «Flipbolt»

- The tool-less countertop connector is finally here
- The FlipBolt is fast and easy, requires no tools and is great for most countertop connections
- You just have to bring down the lever and everything is thightened up


DESCRIPTION	UNIT	QTY/BOX
FLIPBOLT	917280	1
J-HOOK SURFACE MOUNT (2-PACK)	917282	2
FLIPBOLT CUT OUT TEMPLATE	977281	1



The «Hooker» for countertop cutout

- Hold your countertops in place as you cut your cutouts for sinks
- The Hooker stops the cutout from crashing down!
- Simply use one Hooker per side, turn and the cutout is held securely
- No additional tools needed, fast and easy to use

DESCRIPTION	UNIT	QTY/BOX
CUT OUT SUPPORT HOOKER (10 PACK)	917283	10



The «Breeze» tip for adhesive application

FEATURES

- Spreads a consistent film of glue on the surface material
- Clips to the end of static mixing tip
- Precision edge guide (or guideless)
- Eliminates wasting costly glue

DESCRIPTION	UNIT	QTY/BOX
BREEZE TIP 1/2" WITH GUIDE	916435	10
BREEZE TIP 1/2" WITHOUT GUIDE	916437	10
BREEZE TIP 1" WITH GUIDE	916538	10

The breeze tip was developed as a more effective and efficient way to spread adhesive on solid surface countertops. It simply clips on to the end of a staticmixing tip and the built in guide system allows you to easily spread a uniform film of adhesive every time.



1 SCREWS & FASTENERS
2 FURNITURE EQUIPMENT
3 HINGES
4 SLIDES
5 LEGS & CASTERS
6 KITCHEN SOLUTIONS
7 OFFICE
8 CLOSET
9 LIGHTING
10 SLIDING DOOR HARDWARE
11 VENEERS & DECORATIVE PANELS
12 EDGEBANDING
13 CORBELS & MOLDINGS
14 CABINET DOORS & TAMBOURS
15 GLUES, SILICONES & SEALERS
16 FINISHING PRODUCTS & ABRASIVES
17 TOOLS
18 BUILDERS HARDWARE
19 COMMERCIAL HARDWARE
20 SINKS & FAUCETS



Contertop connector

FEATURES



- Join countertops quickly
- No special boring machinery needed
- Maintains perfect alignment and a seam that will never move
- Take apart and reassemble again in seconds!

DESCRIPTION	UNIT	QTY/BOX
CONTERTOP CONNECTOR QWIKDRAW	918006	1
CLAMP PAD MINI (2/PACK)	918007	2
CLAMP PAD MICRO (2/PACK)	918008	2

The Qwikdraw is a new method for joining countertops that is fast, strong, and doesn't require any special boring or machining. Maintain perfect alignment and a seam that will never move. Take apart and assemble again in seconds!



**ASK FOR YOUR
 FASTCAP BROCHURE:
 # CATFAST07US**



Peel & Stick drawer bumper

FEATURES




- Protects your valued doors from marring
- Cosmetically appealing
- Gentle on your doors
- Can be attached by peel & stick adhesive or with mechanical screw

DESCRIPTION	UNIT	QTY/BOX
CABINET DOOR PROTECTOR (10/PK)	918009	10
3/8" POWERHEAD SCREW (100 /PK)	918010	100

The new self-adhesive drawer bumper from FastCap is an excellent way to protect doors from unintentional marring from drawer pull-outs. This new bumper is made from a stick-UHMW material that is cosmetically appealing and gentle on your doors. It can also be mechanically attached with a screw for additional security.



PEEL & STICK
 No Screws necessary but you can if it makes you feel better!

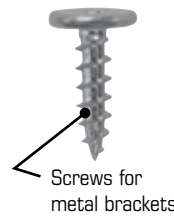
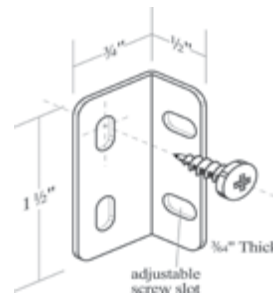


THE SCREW TO USE!
 #6
 5/8" Length
 3/8" Diameter PowerHead
 (#918010)

«Kolbe korner» metal mounting bracket

- Quick and easy mounting of shaker style drawer fronts
- Made of metal and available in 2 colors: white and tan
- KolbeKorners can also be available with Fastcaps to cover the screws

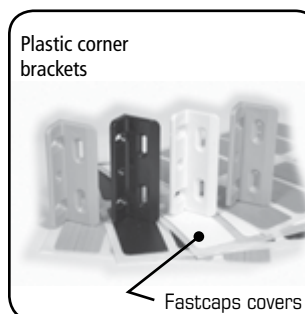
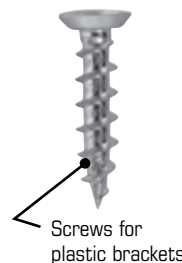
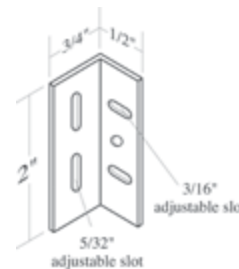
DESCRIPTION	COLOR	UNIT	QTY/BOX
METAL CORNER (50PK)	WHITE	916858	50
METAL CORNER (50PK)	TAN	916868	50
SCREWS & CAPS FOR 50 PACK	WHITE	916969	50
SCREWS & CAPS FOR 50 PACK	TAN	916970	50
METAL CORNER (500PK)	WHITE	916971	500
METAL CORNER (500PK)	TAN	916972	500




«Kolbe korner» polycarbonate mounting bracket

- Quick and easy mounting of shaker style drawer fronts
- Made of polycarbonate (plastic) and available in 4 colors: white, black and light maple or clear maple
- KolbeKorners can also be available with Fastcaps to cover the screws


DESCRIPTION	COLOR	UNIT	QTY/BOX
PLAS. CORNER (50PK) + SCREW & CAPS	WHITE	916855	50
PLAS. CORNER (50PK) + SCREW & CAPS	BLACK	916856	50
PLAS. CORNER (50PK) + SCREW & CAPS	LIGHT MAPLE	916857	50
PLASTIC CORNER (50PK)	CLEAR MAPLE	916860	50
PLASTIC CORNER (500PK)	WHITE	916861	500
PLASTIC CORNER (500PK)	BLACK	916862	500
PLASTIC CORNER (500PK)	LIGHT MAPLE	916863	500
PLASTIC CORNER (500PK)	CLEAR MAPLE	916864	500
CAPS / CORNER PLAS. (500PK)	WHITE	918011	500
CAPS / CORNER PLAS. (500PK)	BLACK	918012	500
CAPS / CORNER PLAS. (500PK)	LIGHT MAPLE	918013	500
CAPS / CORNER PLAS. (500PK)	CLEAR MAPLE	918014	500



Mount Shaker drawer fronts and Euro drawer bottom quickly and easily with Kolbe Korners!



Kolbe Korner is a mounting bracket for 5-piece shaker style drawer fronts. It allows for the drawer face to be mounted to the box easily, quickly and without wondering if you are going to drill through the drawer face.



«SoftWax» kit and accessories

- SoftWax is a great way to fill holes in finished woodwork !
- The refillable Kit comes with 20 blendable colors, a WaxWedge and a buffing pad
- The hardshell case keeps the wax where you want it, when you want it

DESCRIPTION	UNIT
WAX KIT 20 COLORS BOX	916430
WAXEDGE-LEVEL CARD	916530
SOFTWAX BUFFING PAD	916630

FILL



REMOVE EXCESS



BUFF



«SoftWax» wax color refill

FEATURES

- Quickly fill holes in finished woodwork
- Match nearly any surface by blending our 20 colours
- Storage convenience using the included hard shell case
- Refillable wax sticks available individually

DESCRIPTION	UNIT
WAX REFILL #01S WHITE	916456
WAX REFILL #02S PROVINCIAL WHITE	916458
WAX REFILL #03S BLOND	916460
WAX REFILL #04S SEAFOAM/CREAM	916462
WAX REFILL #05S OAK MEADOW	916464
WAX REFILL #06S FIESTA	916466
WAX REFILL #07S LIGHT OAK CHARTER	916468
WAX REFILL #08S WHEAT	916470
WAX REFILL #09S DARK OAK CHARTER	916472
WAX REFILL #10S HICKORY MEDIUM	916474
WAX REFILL #11S MEDIUM CHERRY	916476
WAX REFILL #12S DARK CHERRY	916478
WAX REFILL #13S MAHOGANY RED BROW	916480
WAX REFILL #14S BROWN VAN DYKE	916482
WAX REFILL #15S DARK RED MAHOGANY	916484
WAX REFILL #16S HERITAGE OAK	916486
WAX REFILL #17S BAMBOO	916488
WAX REFILL #18S ROCK MAPLE	916490
WAX REFILL #19S LIGHT RED MAHOGANY	916492
WAX REFILL #20S BLACK	916494
WAX REFILL #11S-R RED	916500
WAX REFILL #12S-G GREEN	916501
WAX REFILL #13S-Y YELLOW	916502

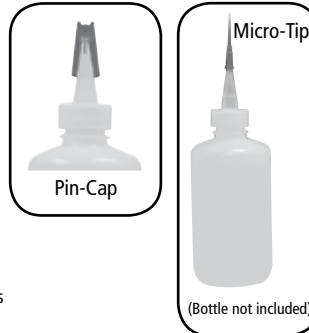


«2P-10» adhesive

FEATURES

- Complete starter kit in a hardshell case
- 10-second bonding of most materials
- 30 seconds to cure
- Fast, permanent bond

DESCRIPTION	UNIT	QTY/BOX
2P-10KIT ADHESIVE SYSTEM: THE 2P-10 KIT COMES WITH GEL (1 OZ.), THICK (1 OZ.), AND MEDIUM (1 OZ.), ADHESIVES FOR BONDING DIFFERENT SURFACES, ACTIVATOR (2 X 2 OZ.), DEBONDER (1 X 2 OZ.)	Q2P10KIT	1
2P-10 SOLO KIT (12 OZ. ACTIVATOR & 2 OZ. THICK ADHESIVE)	916495	1
8 OZ. MEDIUM ADHESIVE	916428	1
8 OZ. THICK	916429	1
8 OZ. JËL	916431	1
12 OZ. ACTIVATOR	916453	1
PIN-CAP (5PCS)	918015	5
MICRO-TIP FOR GLU BOTTLE (25PCS)	918016	25
SOLO KIT THICK ADHESIVE REFILL 2 OZ.	916496	1
ACTIVATOR REFILL 2 OZ.	916440	1
MEDIUM ADHESIVE REFILL 2 OZ.	916438	1
JËL ADHESIVE REFILL 2 OZ.	9164311	1
DEBONDER REFILL 2 OZ.	916442	1
THIN ADHESIVE REFILL 2,25 OZ.	916499	1



2P-10 is a two-part ten-second bond adhesive. Just apply the adhesive, then spray the activator and stick them together to form a strong permanent bond.

**ASK FOR YOUR
FASTCAP BROCHURE:
CATFAST07US**



MEDIUM:

- For use on smooth surfaces such as melamine and laminate
- Excellent crack wicking properties

THICK:

- For use on porous surfaces such as particle board

JËL:

- Will not run all purpose application
- Excellent for vertical surfaces


«Glü-Bot» for adhesives application

FEATURES

- Available with 16 oz. or 4 oz. glue capacity (glue not included)
- Spill-proof nozzle
- Essential for every craftsman
- Vacuum valve keeps glue level high...Even when you're getting low

DESCRIPTION	UNIT	QTY/BOX
GLÜ-BOT 16 OZ.	916433	1
PLASTIC BABE-BOT 4 OZ.	916434	1
GLÜ-BOT LID & RETAINING RING	918017	1
GLÜ-BOT YORKER TIPS (5 PACK)	916424	5
GLÜ-BOT BLADE TIPS (5 PACKS)	916426	5
GLÜ-BOT RED CAPS (5 PACK)	916423	5
BABE-BOT LID & RETAINING RING	918018	1
BABE-BOT YORKER TIPS (5 PACK)	918019	1
BABE-BOT BLADE TIPS (5 PACK)	918020	5
BABE-BOT RED CAPS (5 PACK)	918021	5
GLÜ-BOT GUIDE .75" (5PACKS)	918022	5

The Glue-Bottle from FastCap is the only glue bottle that will not drip or spill. You never have to clean up glue spills or drips again. The easy-squeeze Glue-Bottle will put the glue where you want it... And only where you want it!




1 SCREWS & FASTENERS
2 FURNITURE EQUIPMENT
3 HINGES
4 SLIDES
5 LEGS & CASTERS
6 KITCHEN SOLUTIONS
7 OFFICE
8 CLOSET
9 LIGHTING
10 SLIDING DOOR HARDWARE
11 VENEERS & DECORATIVE PANELS
12 EDGE-BANDING
13 CORBELS & MOLDINGS
14 CABINET DOORS & TAMBOURS
15 GLUES, SILICONES & SEALERS
16 FINISHING PRODUCTS & ABRASIVES
17 TOOLS
18 BUILDERS HARDWARE
19 COMMERCIAL DISPLAY HARDWARE
20 SINKS & FAUCETS

«Gono» Peel & Stick velcro system for battery

FEATURES

- Quickly see indicate whether your batteries are charged or dead
- Red = dead / and green = ready
- Heavy duty Velcro® tab attaches to battery with peel & stick backing


DESCRIPTION	UNIT
GONO PEEL & STICK VELCRO	918024



« GONO » VELCRO

**THE RED SIDE MEANS THE BATTERY
 NEEDS TO BE CHARGED AND THE GREEN
 SIDE MEANS YOU ARE READY TO GO !**

FastCap has created a product that takes away the guess work...
 The GONO !
 All you need to do is flip the GONO



RED = DEAD GREEN = CHARGED



PEEL & STICK «GONO» VELCRO
 (DRILL AND BATTERIES NOT INCLUDED)

Adjustable case / strap

FEATURES

- Adjust to hold just about anything : cell phone, PDA, tape measure...
- Made from heavy-duty webbing and industrial strength Velcro®

DESCRIPTION	UNIT
SUMOTRAP ADJUSTABLE CASE / STRAP	916401

The Sumo Strap is 100% adjustable, offering great protection for cell phones, PDAs, tape measures, water bottles....The list is endless ! Made from heavy-duty webbing and industrial strength Velcro®, the Sumo strap is built to withstand the rigors of the job site. We guarantee this will be the last phone case you'll ever buy !



Work wear

FEATURES

- Special design puts the straps and the weight of your apron contents over your shoulder, not on your neck
- All pockets and compartments are strategically placed where you need them
- Available in four different styles and two different materials

DESCRIPTION	UNIT
BALISTIC BELT BLACK	916869
APRON BLACK	916870
BALISTIC KILT BLACK	916871
WOODTURNER BLACK	916873

The Ballistic Apron series has been designed specifically with the woodworking professional in mind. All of the aprons are made of an extremely rugged nylon that is incredibly durable and will hold up under any environment. All of the pockets and compartments have been specifically and strategically placed to have your tools where you need them when you need them. All of this combined, we know that you will be amazed at how much more efficient these aprons will help you to become.



916871



916869

Version : 2009

Safety glasses

FEATURES

- Four lens styles to choose from
- Superior quality safety glasses
- Shatter-proof wrap-around lenses
- Rubber nose piece for added comfort
- Adjustable length arms
- Reinforced temples
- ANSI Rated Z87.1
- UV protection
- New ! Anti-Fog

Protect your Eyes!

DESCRIPTION	UNIT	QTY/BOX
SAFETY GLASSES CLEAR	916844	12
SAFETY GLASSES TINTED	916845	12
SAFETY GLASSES AMBER	916843	12
SAFETY GLASSES MIRROR	916447	12

DESCRIPTION	DIOPTR	UNIT	QTY/BOX
SAFETY GLASSES CLEAR	1.5	916846	12
SAFETY GLASSES CLEAR	2.0	916847	12
SAFETY GLASSES CLEAR	2.5	916848	12
SAFETY GLASSES CLEAR	3.0	916849	12

SAFETY GOGGLES ANTI-FOG

DESCRIPTION	UNIT	QTY/BOX
SAFETY GLASSES CLEAR	916851	12

*These safety glasses are ultra comfortable,
 super affordable and great looking!*


Conversion calculator

FEATURES

- Easily convert between imperial, metric and fractions in seconds
- Convenient erasable notepad
- Solar-powered

DESCRIPTION	UNIT
CONVERTER PRO CALCULATOR	918023

We have four styles to choose from to fill all your needs. The SG510 Series glasses are quality built with shatter-proof wrap-around lenses, rubber nose pieces, adjustable length arms, and reinforced temples.



Never forget your calculations with ConverterPro cabinetmaker calculator. Easily convert between imperial, metric and fractions in seconds. The convenient erasable notepad allows to write down your notes and measurements, thus eliminating costly mistakes.



**ASK FOR YOUR
 FASTCAP BROCHURE:
 # CATFAST07US**

1 SCREWS & FASTENERS
 2 FURNITURE EQUIPMENT
 3 HINGES
 4 SLIDES
 5 LEGS & CASTERS
 6 KITCHEN SOLUTIONS
 7 OFFICE
 8 CLOSET
 9 LIGHTING
 10 SLIDING DOOR HARDWARE
 11 VENEERS & DECORATIVE PANELS
 12 EDGEBANDING
 13 CORBELS & MOLDINGS
 14 CABINET DOORS & TAMBOURS
 15 GLUES, SILICONES & SEALERS
 16 FINISHING PRODUCTS & ABRASIVES
 17 TOOLS
 18 BUILDERS HARDWARE
 19 COMMERCIAL DISPLAY HARDWARE
 20 SINKS & FAUCETS


«RetroEdge» edge counter protector

DESCRIPTION	UNIT
RETROEDGE 3/4 X25' ROLL BLACK	918025

THE RETROEDGE HAS **2** FUNCTIONS:

THE FIRST FUNCTION IS TO PROTECT THE EDGE OF A LAMINATE COUNTERTOP FROM BEING CHIPPED BY A CHAIR.

THE SECOND FUNCTION IS TO COVER UP THE CHIPPED EDGE OF A LAMINATE COUNTERTOP THAT HAS BEEN DAMAGED BY A CHAIR.



Installation is as simple as applying SpeedTape to the front and bottom edge of the countertop, then applying the RetroEdge and final trimming off any excess SpeedTape.



Adjustable dust mask

FEATURES

- Soft, comfortable material
- Fully adjustable nosepiece
- Easy breathe valve
- Super thick, multi-layer filtration membrane
- Fits flat in your pocket
- Hygienically clean material
- NIOSH N95 rated



DESCRIPTION	UNIT	QTY/BOX
MXV DUST MASK AJUSTABLE (10 PACK)	916451	10

FastCap's MXV Dust Masks are a superior quality filtration system. These high quality dust masks are perfect for general purpose non-toxic applications where dust and particles are present. The Easy Breath exhale valve keeps the dust out and helps prevent the fogging of your safety glasses while you work. It is so comfortable you may forget you're wearing it. Clear view, breathe easy. Easy Exhale Valve. Extra thick comfort foam. Fully Adjustable.

NEW!
Richelieu



Adjustable dust mask

FEATURES

- Easy breathe exhale valve
- High quality construction
- Fully adjustable fit
- Comfortable

DESCRIPTION	UNIT	QTY/BOX
MXV DUST MASK AJUSTABLE (10 PACK)	916552	10

FastCap's MXV Dust Masks are a superior quality filtration system. These high quality dust masks are perfect for general purpose non-toxic applications where dust and particles are present. The Easy Breath exhale valve keeps the dust out and helps prevent the fogging of your safety glasses while you work. It is so comfortable you may forget you're wearing it.



Dust barrier saw hood

FEATURES

- Works with most saws
- Portable, weighs only 13 lbs
- Maintain a clean work environment
- Material ballistic nylon
- Saw not included



DESCRIPTION	COLOR	UNIT
DUST BARRIER SAW HOOD	WHITE	916919

The ChopShop Saw Hood will save you valuable time, by helping you keep your work area clean. This innovative product, "designed by a contractor" is easy to set up and eliminates billowing dust throughout your customer's home. It also works as an excellent protective cover when working outside in inclement weather. The new ChopShop Saw Hood saves you time and money because it allows you to "Stop the Struggle" and do your work easily and professionally.

NEW!
Richelieu

